



Board of Behavioral Sciences



1625 North Market Blvd., Suite S-200  
Sacramento, CA 95834  
(916) 574-7830  
www.bbs.ca.gov

Gavin Newsom, Governor  
State of California

Business, Consumer Services and Housing Agency  
Department of Consumer Affairs

## **TELEHEALTH COMMITTEE Meeting Notice and Agenda**

**August 6, 2021  
11:00 a.m.**

*While the Board intends to webcast this meeting, it may not be possible to webcast the entire meeting due to technical difficulties or limitations on resources. If you wish to participate or to have a guaranteed opportunity to observe, please plan to participate by the options listed below.*

---

### **IMPORTANT NOTICES TO THE PUBLIC**

Pursuant to the provisions of Governor Gavin Newsom's Executive Order N-08-21, dated June 11, 2021, neither a public location nor teleconference locations are provided.

The Board of Behavioral Sciences will hold a public meeting via WebEx platform.

### **INSTRUCTIONS FOR PARTICIPATION**

Please see the instructions attached to observe and participate in the meeting using WebEx.

Members of the public may, but are not obligated, to provide their names or personal information as a condition of observing or participating in the meeting. When signing into the WebEx platform, participants may be asked for their name and email address. Participants who choose not to provide their names will be required to provide a unique identifier such as their initials or another alternative, so that the meeting moderator can identify individuals who wish to make public comment; participants who choose not to provide their email address may utilize a fictitious email address in the following sample format: [XXXXX@mailinator.com](mailto:XXXXX@mailinator.com).

For all those who wish to participate or observe the meeting on Friday, August 6, 2021, please log on this website: <https://dca-meetings.webex.com/dca-meetings/j.php?MTID=m002b13ee31322b2a374442f2ea380b7b>

**Meeting Event ID Number:** 146 288 5884  
**Password:** BBS08062021 (22708062 from phones)

**Audio Conference:** US Toll  
+1-415-655-0001  
Access code: 146 288 5884

Public comments will be limited to two minutes unless, in the discretion of the Board, circumstances require a shorter period. Members of the public will not be permitted to “yield” their allotted time to other members of the public to make comments.

---

---

## AGENDA

---

- I. Call to Order and Establishment of Quorum
- II. Introductions\*
- III. Consent Calendar
  - a. Discussion and Possible Approval of June 25, 2021 Committee Meeting Minutes
- IV. Overview of the Committee's Roles and Tasks
- V. Discussion and Possible Recommendation Regarding Potential Telehealth Coursework Requirement
- VI. Discussion and Possible Recommendation of Amendments to Clarify Telehealth Laws for Associates and Trainees (Business and Professions Code (BPC) §§2290.5, 4980.36, 4980.37, 4980.42, 4980.43.3, 4980.78, 4996.15, 4996.23, 4996.23.2, 4999.32, 4999.33, 4999.36, 4999.46.3, 4999.62)
- VII. Discussion for Future Meeting Dates
- VIII. Public Comment for Items not on the Agenda

*Note: The Board may not discuss or take action on any matter raised during this public comment section, except to decide whether to place the matter on the agenda of a future meeting. [Gov. Code §§ 11125, 1125.7(a)]*
- IX. Suggestions for Future Agenda Items
- X. Adjournment

---

*\*Introductions are voluntary for members of the public.*

*Public Comment on items of discussion will be taken during each item. Time limitations will be determined by the Chairperson. Times and order of items are approximate and subject to change. Action may be taken on any item listed on the Agenda.*

*This agenda as well as Board meeting minutes can be found on the Board of Behavioral Sciences website at [www.bbs.ca.gov](http://www.bbs.ca.gov).*

*NOTICE: The meeting is accessible to persons with disabilities. A person who needs a disability-related accommodation or modification in order to participate in the meeting*

*may make a request by contacting Christina Kitamura at [christina.kitamura@dca.ca.gov](mailto:christina.kitamura@dca.ca.gov) or send a written request to Board of Behavioral Sciences, 1625 N. Market Blvd., Suite S-200, Sacramento, CA 95834. Providing your request at least five (5) business days before the meeting will help ensure availability of the requested accommodation.*

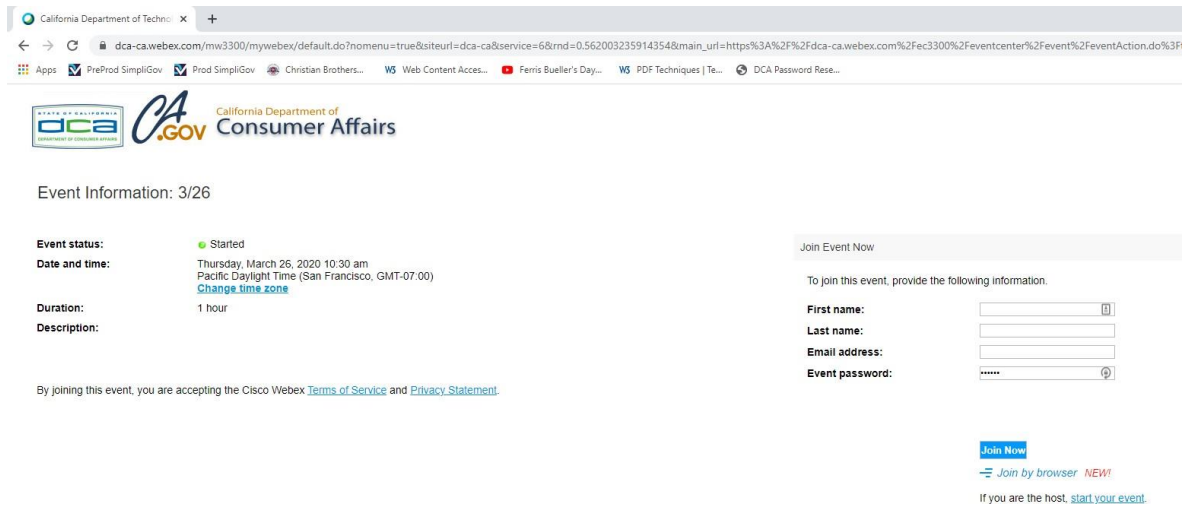
# HOW TO – Join – DCA WebEx Event

The following contains instructions on how to join a WebEx event hosted by the Department of Consumer Affairs (DCA).

1. Navigate to the WebEx event link provided by the DCA entity (an example link is provided below for reference) via an internet browser.

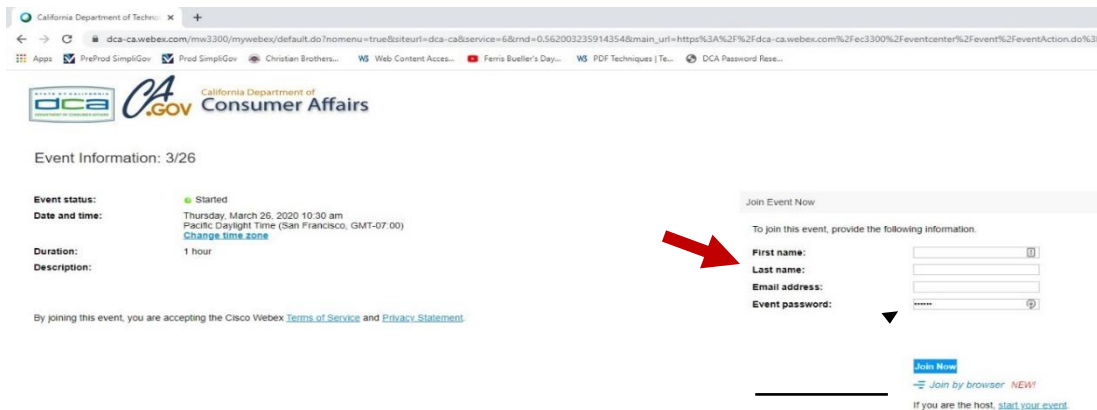
Example link:

<https://dca-ca.webex.com/dca-ca/onstage/g.php?MTID=eb0a73a251f0201d9d5ef3aaa9e978bb5>



2. The details of the event are presented on the left of the screen and the required information for you to complete is on the right.

*NOTE: If there is a potential that you will participate in this event during a Public Comment period, you must identify yourself in a manner that the event Host can then identify your line and unmute it so the event participants can hear your public comment. The 'First name', 'Last name' and 'Email address' fields do not need to reflect your identity. The department will use the name or moniker you provide here to identify your communication line should you participate during public comment.*



# HOW TO – Join – DCA WebEx Event

3. Click the 'Join Now' button.

*NOTE: The event password will be entered automatically. If you alter the password by accident, close the browser and click the event link provided again.*

Join Event Now

To join this event, provide the following information.

**First name:**

**Last name:**

**Email address:**

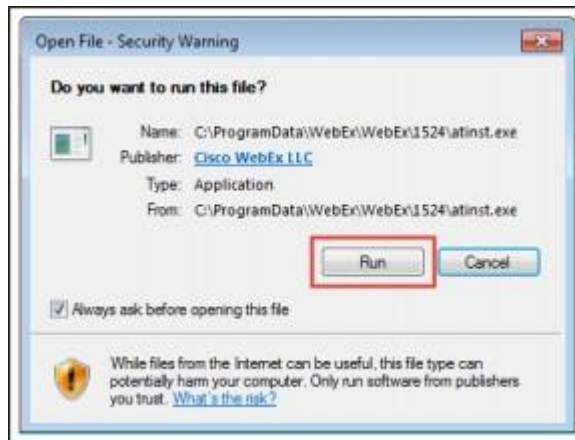
**Event password:**

**Join Now**

[Join by browser](#) **NEW!**

If you are the host, [start your event](#).

4. If you do not have the WebEx applet installed for your browser, a new window may open, so make sure your pop-up blocker is disabled. You may see a window asking you to open or run new software. Click 'Run'.



Depending on your computer's settings, you may be blocked from running the necessary software. If this is the case, click 'Cancel' and return to the browser tab that looks like the window below. You can bypass the above process.

# HOW TO – Join – DCA WebEx Event

- To bypass step 4, click 'Run a temporary application'.

## Starting Webex...



Still having trouble? [Run a temporary application](#) to join this meeting immediately.

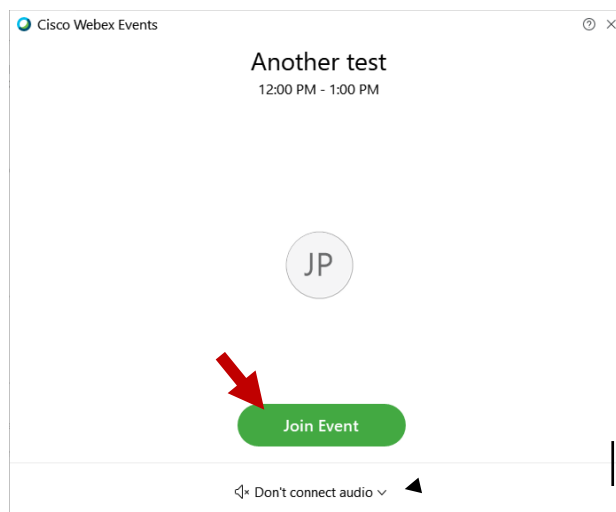
- A dialog box will appear at the bottom of the page, click 'Run'.



The temporary software will run, and the meeting window will open.

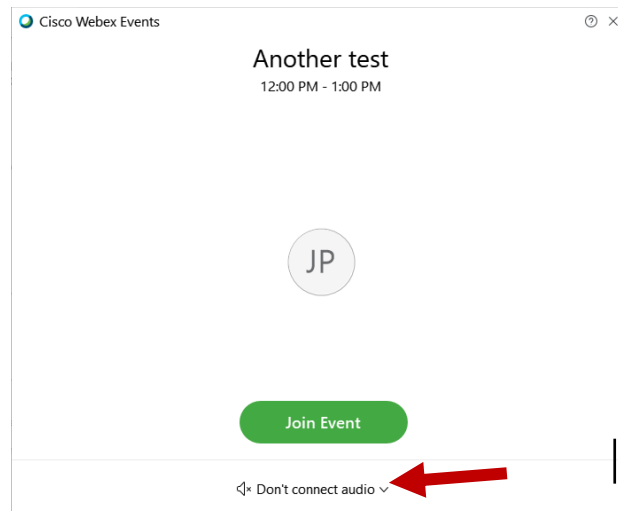
NOTE: The preferred audio connection to our event is via telephone conference or headset. Use of an open microphone and speakers through your computer could result in issue with audio clarity and potential feedback/echo.

- If using a headset plugged into your computer, click the 'Join Event' button.

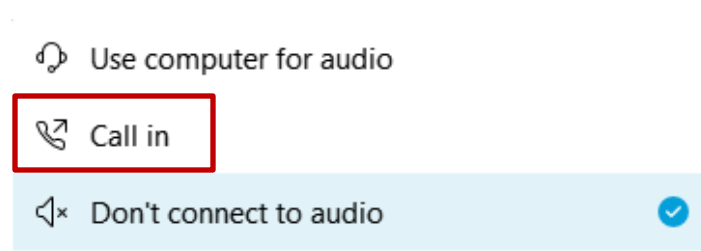


# HOW TO – Join – DCA WebEx Event

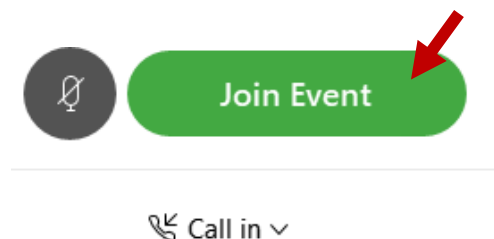
8. If using teleconference via your phone for audio, click the audio menu below the green 'Join Event' button.



9. When the audio menu appears click 'Call in'.



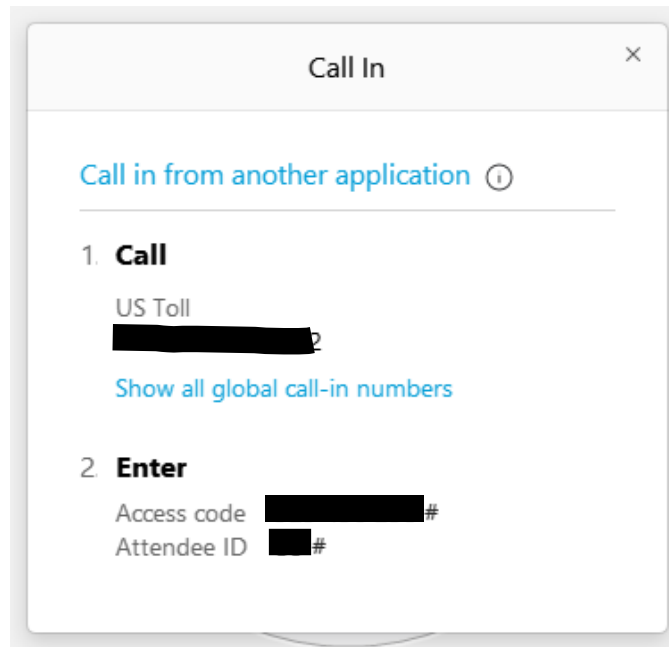
10. Click 'Join Event'. The audio conference call in information will be available after you join the Event.





# HOW TO – Join – DCA WebEx Event

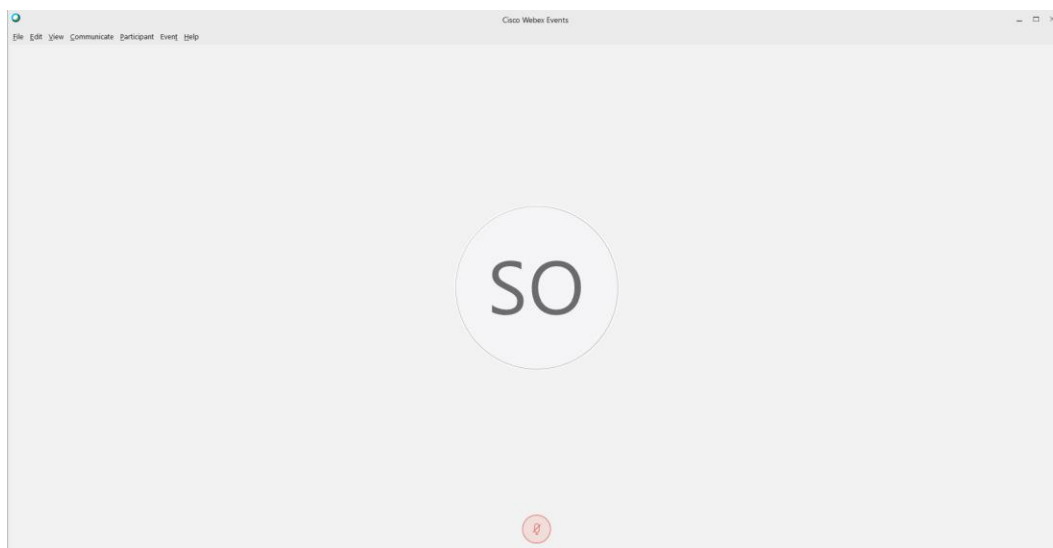
11. Call into the audio conference with the details provided.



*NOTE: The audio conference is the preferred method. Using your computer's microphone and speakers is not recommended.*

Once you successfully call into the audio conference with the information provided, your screen will look like the screen below and you have joined the event.

Congratulations!

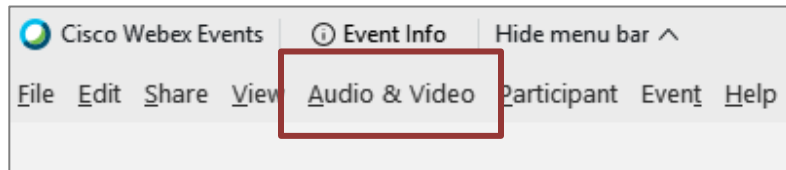


*NOTE: Your audio line is muted and can only be unmuted by the event host.*

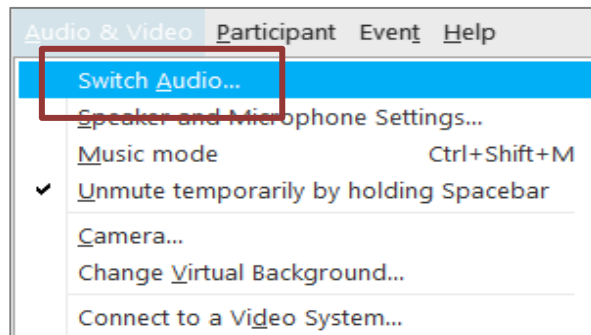
## Selecting Audio Connection After Joining

If you join the meeting using your computer's microphone and audio, or you didn't connect audio at all, you can still set that up while you are in the meeting.

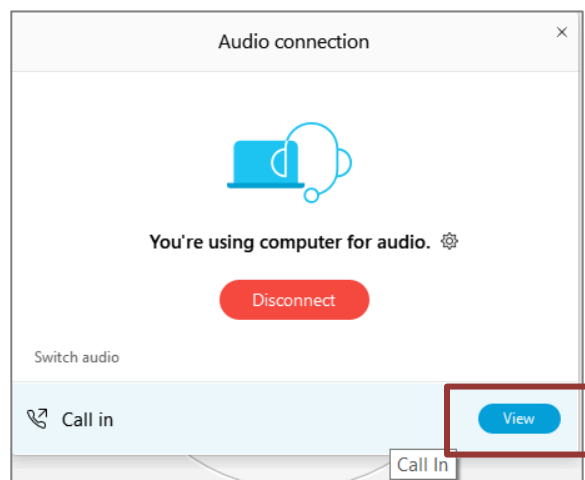
1. Select 'Audio & Video' from the menu bar at the top of your screen.



2. Select "Switch Audio" from the drop-down menu.



3. The 'Call In' information can be displayed by selecting 'View'



You will then be presented the dial in information for you to call in from any phone.

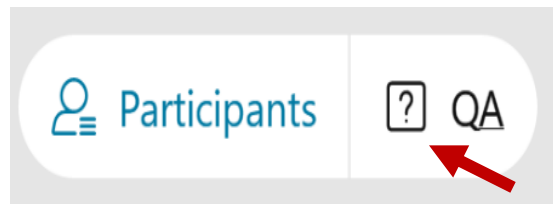
# HOW TO – Join – DCA WebEx Event

## Participating During a Public Comment Period

At certain times during the event, the facilitator may call for public comment.

### Using the Question & Answer feature (Q&A):

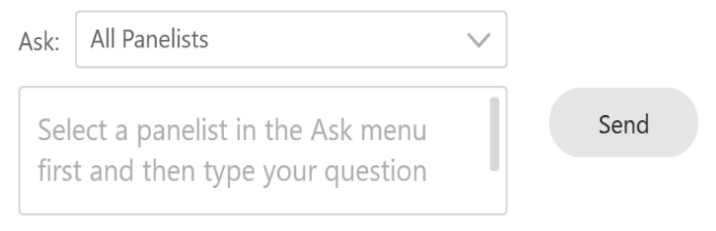
If you would like to make a public comment, click on the 'Q and A' button near the bottom, center of your WebEx session.



This will bring up the 'Q and A' chat box.

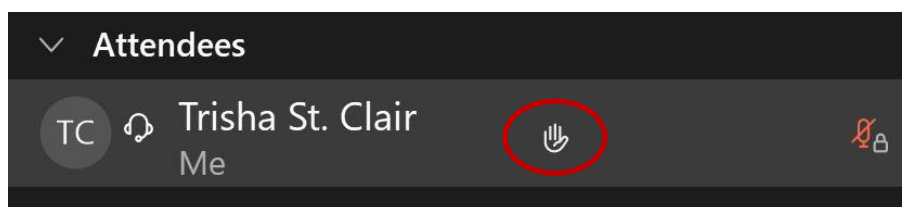
*NOTE: The 'Q and A' button will only be available when the event host opens it during a public comment period.*

Make sure the 'Ask' menu is set to 'All panelists' and type 'I would like to make a public comment'.



### Using the hand raise feature:

If the program elects to allow use of the hand raise feature and you would like to make a public comment, click on the hand icon next to your name.



Please click on the hand icon again once your comment has been presented to lower your hand.

# HOW TO – Join – DCA WebEx Event

Attendee lines will be unmuted in the order the requests were received, and you will be allowed to present public comment.

When you are identified as the next commenter, the moderator will unmute your line, sending you a request to unmute yourself. Clicking “unmute me” on the pop-up window will open your microphone. You may then begin providing your public comment.



*NOTE: Your line will be muted at the end of the allotted public comment duration. You will be given a warning that your time is about to expire.*