



Board of Behavioral Sciences



1625 North Market Blvd., Suite S-200
Sacramento, CA 95834
(916) 574-7830
www.bbs.ca.gov

Gavin Newsom, Governor
State of California

Business, Consumer Services and Housing Agency
Department of Consumer Affairs

BOARD MEETING Notice and Agenda

August 17-18, 2023

**Department of Consumer Affairs
Lou Galiano Hearing Room
1625 North Market Blvd., #S-102
Sacramento, CA 95834**

IMPORTANT NOTICES TO THE PUBLIC

The Board of Behavioral Sciences will hold a public meeting via Webex platform and in-person.

While the Board intends to webcast this meeting, it may not be possible to webcast the entire meeting due to technical difficulties or limitations on resources. If you wish to have a guaranteed opportunity to observe and participate, please plan to attend the meeting in person.

Action may be taken on any item listed on the agenda.

Public comment on items of discussion will be taken during each item. Public comments will be limited to two minutes unless, in the discretion of the Board, circumstances require a shorter period. Members of the public will not be permitted to "yield" their allotted time to other members of the public to make comments.

INSTRUCTIONS FOR PARTICIPATION VIA WEBEX

Please see the instructions attached to observe and participate in the meeting using WebEx.

Members of the public may, but are not obligated, to provide their names or personal information as a condition of observing or participating in the meeting. When signing into the WebEx platform, participants may be asked for their name and email address. Participants who choose not to provide their names will be required to provide a unique identifier such as their initials or another alternative, so that the meeting moderator can identify individuals who wish to make public comment; participants who choose not to

provide their email address may utilize a fictitious email address in the following sample format: XXXXX@mailinator.com.

AUGUST 17

To participate or observe the meeting via WebEx on Thursday, August 17, 2023, please join using the following link: <https://dca-meetings.webex.com/dca-meetings/j.php?MTID=m59b901fbd8e408078cba3e898e842fc2>

If joining using the link above

Webinar number: 2482 278 0014

Webinar password: BBS08172023

If joining by phone

+1-415-655-0001 US Toll

Access code: 248 227 80014

Passcode: 22708172

AUGUST 18

To participate or observe the meeting via WebEx on Friday, August 18, 2023, please join using the following link: <https://dca-meetings.webex.com/dca-meetings/j.php?MTID=m7e849ffc1520a23f52600a22ec7d89cf>

If joining using the link above

Webinar number: 2497 049 2917

Webinar password: BBS08182023

If joining by phone

+1-415-655-0001 US Toll

Access code: 249 704 92917

Passcode: 22708182

AGENDA
Thursday, August 17, 2023
9:00 a.m.

OPEN SESSION

1. Call to Order and Establishment of Quorum
2. Suggestions for Future Agenda Items
3. Public Comment for Items Not on the Agenda

Note: The Board may not discuss or take action on any matter raised during this public comment section, except to decide whether to place the matter on the agenda of a future meeting. [Gov. Code §§11125, 1125.7(a)]

4. Stephen Guevera, LCSW 113483, Petition for Early Termination of Probation
5. Lisa Lipton, LMFT 135385, Petition for Early Termination of Probation
6. Chelsea Haakmeester-Sybrandt, LMFT 97091, Petition for Early Termination of Probation

CLOSED SESSION

The Board will recess following the conclusion of the Closed Session.

7. Pursuant to Section 11126(c)(3) of the Government Code, the Board will Meet in Closed Session for Discussion and to Take Action on Disciplinary Matters, Including the Above Petitions.
8. Recess Until 8:30 a.m., Friday, August 18, 2023

AGENDA
Friday, August 18, 2023
8:30 a.m.

OPEN SESSION

9. Call to Order and Establishment of Quorum
10. Introductions*
11. Consent Calendar
 - a. Possible Approval of the May 4-5, 2023, Board Meeting Minutes
 - b. Possible Approval of the June 8, 2023, Board Meeting Minutes
12. Board Chair Report
 - a. Board Member Attendance
 - b. Future Board Meetings
 - c. Staff Recognitions
13. Department of Consumer Affairs Update
14. Presentation By Lois Paff Bergen Regarding the Association of Marital & Family Therapy Boards (AMFTRB) National Examination
15. Executive Officer Report
 - a. Budget Report
 - b. Personnel
 - c. Licensing Report
 - d. Exam Report
 - e. Enforcement Report
 - f. Education and Outreach Report
 - g. Organizational Development Report
 - h. Strategic Plan Update
16. Presentation By Board Staff Regarding the Legislative Process
17. Discussion and Possible Action to Initiate a Rulemaking Regarding Proposed Changes to Enforcement Regulations: Unprofessional Conduct; Citation Factors; Amount of Fines (Title 16, California Code of Regulations (16 CCR) §§1845, 1858, 1881, 1886.30 and 1886.40)
18. Discussion and Possible Action to Initiate a Rulemaking Regarding Proposed Changes to Enforcement Regulations: Uniform Standards Related to Substance Abuse and Disciplinary Guidelines; Quarterly Report Form (16 CCR §1888;

Uniform Standards Related to Substance Abuse and Disciplinary Guidelines (Rev. December 2020); and Quarterly Report Form (Rev. 01/12/2001))

19. Telehealth Committee Update
20. Licensing Committee Update
21. Discussion and Possible Action Regarding AB 665 (Carrillo) Minors: Consent to Mental Health Services
22. Discussion and Possible Action Regarding SB 11 (Menjivar) California State University: Mental Health Counseling
23. Discussion and Possible Action Regarding SB 238 (Wiener) Health Care Coverage: Independent Medical Review
24. Discussion and Possible Action Regarding SB 372 (Menjivar) Department of Consumer Affairs: Licensee and Registrant Records: Name and Gender Changes
25. Discussion and Possible Action Regarding SB 373 (Menjivar) Board of Behavioral Sciences, Board of Psychology, and Veterinary Medical Board: Licensees' and Registrants' Addresses
26. Discussion and Possible Action Regarding SB 525 (Durazo) Minimum Wage: Health Care Workers
27. Discussion and Possible Action Regarding SB 544 (Laird) Bagley-Keene Open Meeting Act: Teleconferencing
28. Discussion and Possible Action Regarding Clarifying the term "Supervisee" (Business and Professions Code (BPC) §§4980.43.2, 4980.43.4, 4996.23.1, 4996.23.3, 4999.46.2, 4999.46.4)
29. Update on Board-Sponsored and Board-Monitored Legislation:
 - a. Assembly Bill 232 (Aguiar-Curry) Temporary Practice Allowances
 - b. Assembly Bill 665 (Carrillo) Minors: Consent to Mental Health Services
 - c. Assembly Bill 1451 (Jackson) Urgent and Emergent Mental Health and Substance Use Disorder Treatment
 - d. Senate Bill 11 (Menjivar) California State University: Mental Health Counseling
 - e. Senate Bill 238 (Wiener) Health Care Coverage: Independent Medical Review
 - f. Senate Bill 372 (Menjivar) Department of Consumer Affairs: Licensee and Registrant Records: Name and Gender Changes

- g. Senate Bill 373 (Menjivar) Board of Behavioral Sciences, Board of Psychology, and Medical Board of California: Licensees' and Registrants' Addresses
 - h. Senate Bill 509 (Portantino) School Employee and Pupil Training: Youth Mental and Behavioral Health: Mental Health Education
 - i. Senate Bill 513 (Wiener) Incarcerated Persons: Mental Health
 - j. Senate Bill 525 (Durazo) Minimum Wage: Health Care Workers
 - k. Senate Bill 544 (Laird) Bagley-Keene Open Meeting Act: Teleconferencing
 - l. Senate Bill 766 (Eggman) Social Workers
 - m. Senate Bill 887 (Senate Committee on Business, Professions, and Economic Development) Consumer Affairs
30. Update on Board Rulemaking Proposals
31. Suggestions for Future Agenda Items
32. Public Comment for Items Not on the Agenda

Note: The Board may not discuss or take action on any matter raised during this public comment section, except to decide whether to place the matter on the agenda of a future meeting. [Gov. Code §§ 11125, 1125.7(a)]

33. Adjournment

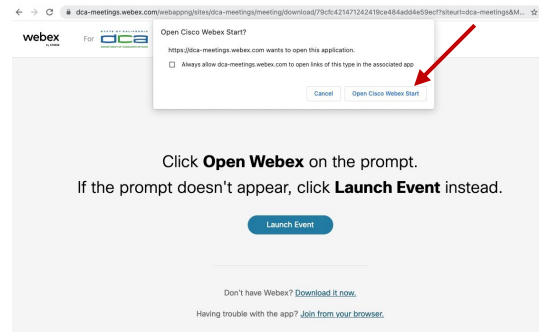
**Introductions are voluntary for members of the public.*

This agenda as well as Board meeting minutes can be found on the Board of Behavioral Sciences website at www.bbs.ca.gov.

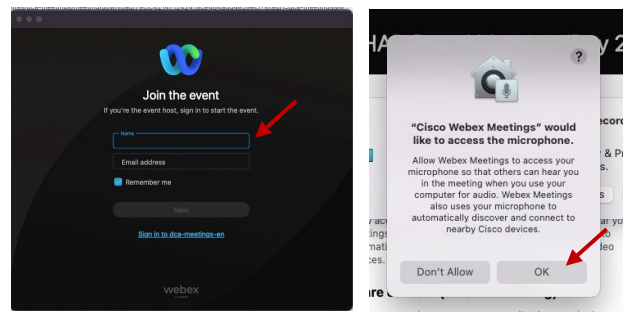
NOTICE: *The meeting is accessible to persons with disabilities. A person who needs a disability-related accommodation or modification in order to participate in the meeting may make a request by contacting Christina Kitamura at christina.kitamura@dca.ca.gov. Providing your request at least five (5) business days before the meeting will help ensure availability of the requested accommodation.*

If joining using the meeting link

- 1 Click on the meeting link. This can be found in the meeting notice you received.
- 2 If you have not previously used Webex on your device, your web browser may ask if you want to open Webex. Click "Open Cisco Webex Start" or "Open Webex", whichever option is presented. DO NOT click "Join from your browser", as you will not be able to participate during the meeting.



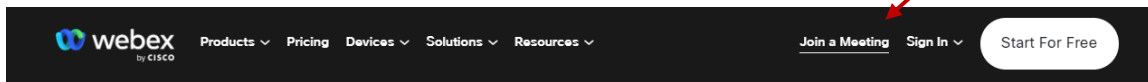
- 3 Enter your name and email address. Click "Join as a guest". Accept any request for permission to use your microphone and/or camera.



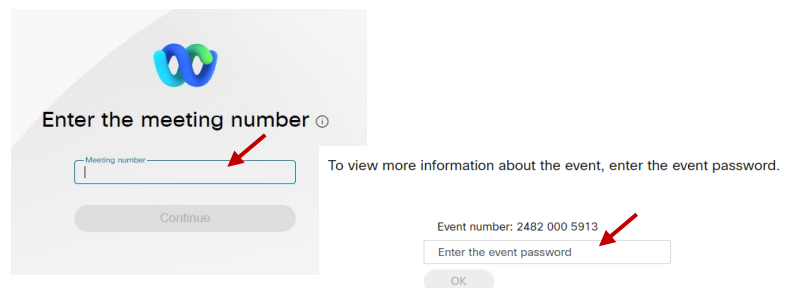
OR

If joining from Webex.com

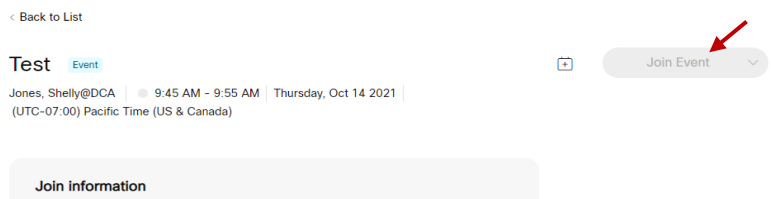
- 1 Click on "Join a Meeting" at the top of the Webex window.



- 2 Enter the meeting/event number and click "Continue". Enter the event password and click "OK". This can be found in the meeting notice you received.



- 3 The meeting information will be displayed. Click "Join Event".



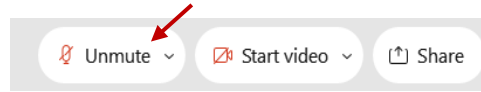
OR

Connect via telephone*:

You may also join the meeting by calling in using the phone number, access code, and passcode provided in the meeting notice.

Microphone

Microphone control (mute/unmute button) is located on the command row.

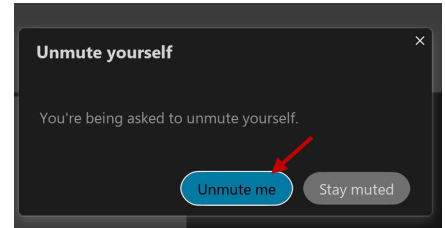


Green microphone = Unmuted: People in the meeting can hear you.



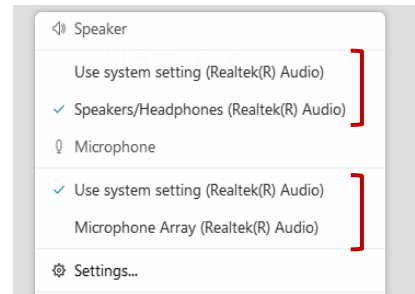
Red microphone = Muted: No one in the meeting can hear you.

Note: Only panelists can mute/unmute their own microphones. Attendees will remain muted unless the moderator enables their microphone at which time the attendee will be provided the ability to unmute their microphone by clicking on "Unmute Me".



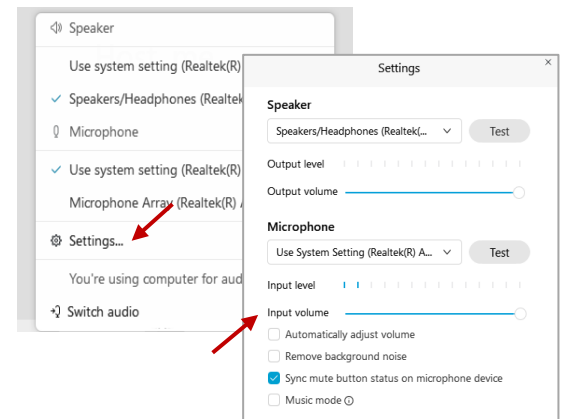
If you cannot hear or be heard

- 1 Click on the bottom facing arrow located on the Mute/Unmute button.
- 2 From the pop-up window, select a different:
 - Microphone option if participants can't hear you.
 - Speaker option if you can't hear participants.



If your microphone volume is too low or too high

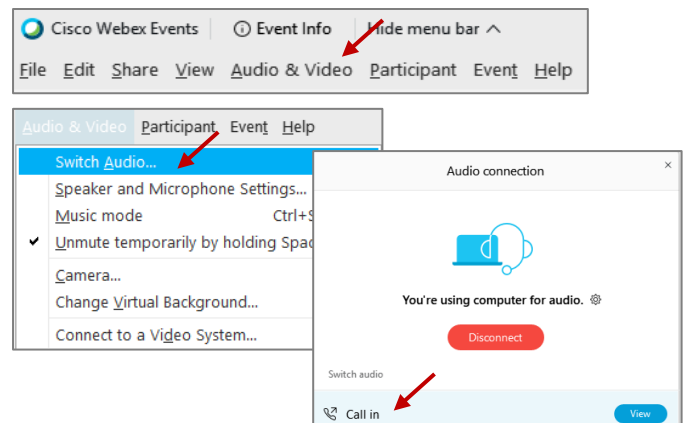
- 1 Locate the command row – click on the bottom facing arrow located on the Mute/Unmute button.
- 2 From the pop-up window:
 - Click on "Settings...":
 - Drag the "Input Volume" located under microphone settings to adjust your volume.



Audio Connectivity Issues

If you are connected by computer or tablet and you have audio issues or no microphone/speakers, you can link your phone through Webex. Your phone will then become your audio source during the meeting.

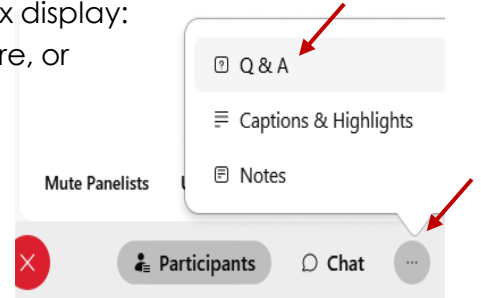
- 1 Click on "Audio & Video" from the menu bar.
- 2 Select "Switch Audio" from the drop-down menu.
- 3 Select the "Call In" option and following the directions.



The question-and-answer feature (Q&A) is utilized for questions or comments. Upon direction of the meeting facilitator, the moderator will open the Q&A panel for meeting participants to submit questions or comments. *NOTE: This feature is not accessible to those joining the meeting via telephone.*

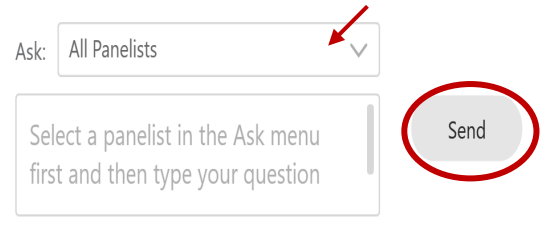
1 Access the Q&A panel at the bottom right of the Webex display:

- Click on the icon that looks like a “?” inside of a square, or
- Click on the 3 dots and select “Q&A”.



2 In the text box:

- Select “All Panelists” in the dropdown menu,
- Type your question/comment into the text box, and
- Click “Send”.



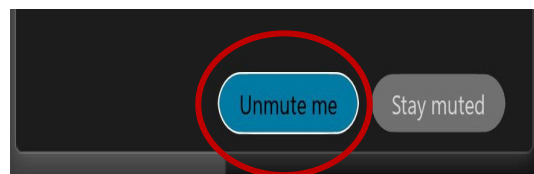
OR

If connected via telephone:

- Utilize the raise hand feature by pressing *6 to raise your hand.
- Repeat this process to lower your hand.

3 The moderator will call you by name and indicate a request has been sent to unmute your microphone. Upon hearing this prompt:

- Click the **Unmute me** button on the pop-up box that appears.

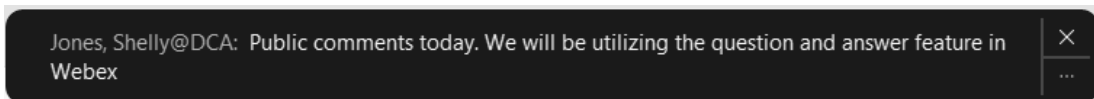


OR

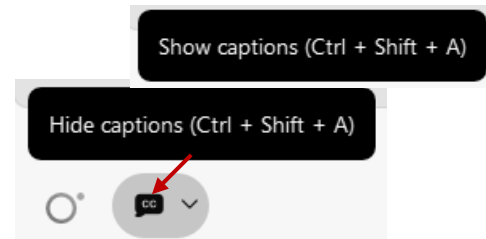
If connected via telephone:

- Press *3 to unmute your microphone.

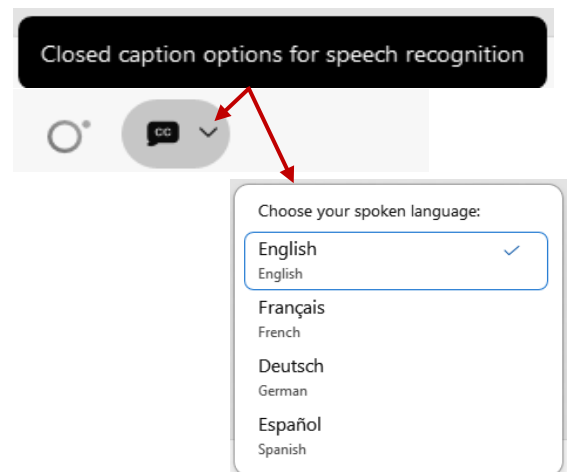
Webex provides real-time closed captioning displayed in a dialog box on your screen. The captioning box can be moved by clicking on the box and dragging it to another location on your screen.



The closed captioning can be hidden from view by clicking on the closed captioning icon. You can repeat this action to unhide the dialog box.



You can select the language to be displayed by clicking the drop-down arrow next to the closed captioning icon.



You can view the closed captioning dialog box with a light or dark background or change the font size by clicking the 3 dots on the right side of the dialog box.

