



Board of Behavioral Sciences



1625 North Market Blvd., Suite S-200  
Sacramento, CA 95834  
(916) 574-7830  
www.bbs.ca.gov

Gavin Newsom, Governor  
State of California

Business, Consumer Services and Housing Agency  
Department of Consumer Affairs

## **BOARD MEETING Notice and Agenda**

**January 29, 2021  
9:00 a.m.**

### **IMPORTANT NOTICES TO THE PUBLIC**

Pursuant to the provisions of Governor Gavin Newsom's Executive Order N-25-20, dated March 12, 2020, neither a public location nor teleconference locations are provided.

The Board of Behavioral Sciences will hold a public meeting via Webex platform.

### **INSTRUCTIONS FOR PARTICIPATION**

Please see the instructions attached to observe and participate in the meeting using Webex.

Members of the public may, but are not obligated, to provide their names or personal information as a condition of observing or participating in the meeting. When signing into the Webex platform, participants may be asked for their name and email address. Participants who choose not to provide their names will be required to provide a unique identifier such as their initials or another alternative, so that the meeting moderator can identify individuals who wish to make public comment; participants who choose not to provide their email address may utilize a fictitious email address in the following sample format: [XXXXX@mailinator.com](mailto:XXXXX@mailinator.com).

For all those who wish to participate or observe the meeting on Friday, January 29, 2021, please log on this website: <https://dca-meetings.webex.com/dca-meetings/onstage/g.php?MTID=eb16947a65780ec2d4b63c6db092a1b23>

**Meeting Event ID Number:** 146 312 3919  
**Password:** BBS01292021

**Audio Conference:** US Toll  
+1-415-655-0001  
Access code: 146 312 3919

Public comments will be limited to two minutes unless, in the discretion of the Board, circumstances require a shorter period. Members of the public will not be permitted to “yield” their allotted time to other members of the public to make comments.

---

---

## **AGENDA**

---

### **OPEN SESSION**

- I. Call to Order and Establishment of Quorum
- II. Public Comment for Items not on the Agenda

*Note: The Board may not discuss or take action on any matter raised during this public comment section, except to decide whether to place the matter on the agenda of a future meeting. [Gov. Code §§ 11125, 1125.7(a)]*

- III. Suggestions for Future Agenda Items

### **CLOSED SESSION**

- IV. Pursuant to Section 11126(c)(3) of the Government Code, the Board Will Meet in Closed Session for Discussion and to Take Action on Disciplinary Matters.
- V. Pursuant to Section 11126(a)(1) of the Government Code, the Board Will Meet in Closed session to Consider the Employment of a New Executive Officer.

### **RECONVENE IN OPEN SESSION**

- VI. Adjournment

*Adjournment will immediately follow closed session, and there will be no other items of business discussed.*

---

*\*Introductions are voluntary for members of the public.*

*Public Comment on items of discussion will be taken during each item. Time limitations will be determined by the President. Times and order of items are approximate and subject to change. Action may be taken on any item listed on the Agenda.*

*This agenda as well as Board meeting minutes can be found on the Board of Behavioral Sciences website at [www.bbs.ca.gov](http://www.bbs.ca.gov).*

**NOTICE:** *The meeting is accessible to persons with disabilities. A person who needs a disability-related accommodation or modification in order to participate in the meeting may make a request by contacting Christina Kitamura at (916) 574-7835 or send a written request to Board of Behavioral Sciences, 1625 N. Market Blvd., Suite S-200, Sacramento, CA 95834. Providing your request at least five (5) business days before the meeting will help ensure availability of the requested accommodation.*

# HOW TO – Join – DCA WebEx Event

The following contains instructions on how to join a WebEx event hosted by the Department of Consumer Affairs (DCA).

NOTE: The preferred audio connection to our event is via telephone conference and not the microphone and speakers on your computer. Further guidance relevant to the audio connection will be outlined below.

1. Navigate to the WebEx event link provided by the DCA entity (an example link is provided below for reference) via an internet browser.

Example link:

<https://dca-ca.webex.com/dca-ca/onstage/g.php?MTID=eb0a73a251f0201d9d5ef3aaa9e978bb5>

The screenshot shows a web browser window displaying a WebEx event page. The browser's address bar shows the URL: <https://dca-ca.webex.com/dca-ca/onstage/g.php?MTID=eb0a73a251f0201d9d5ef3aaa9e978bb5>. The page header includes the California Department of Consumer Affairs logo and name. The main content is divided into two sections:

- Event Information:** 3/26
- Event status:** Started
- Date and time:** Thursday, March 26, 2020 10:30 am Pacific Daylight Time (San Francisco, GMT-07:00) [Change time zone](#)
- Duration:** 1 hour
- Description:**

Below the event information, there is a link: "By joining this event, you are accepting the Cisco Webex [Terms of Service](#) and [Privacy Statement](#)."

On the right side, there is a "Join Event Now" section with the text: "To join this event, provide the following information." Below this text are four input fields:

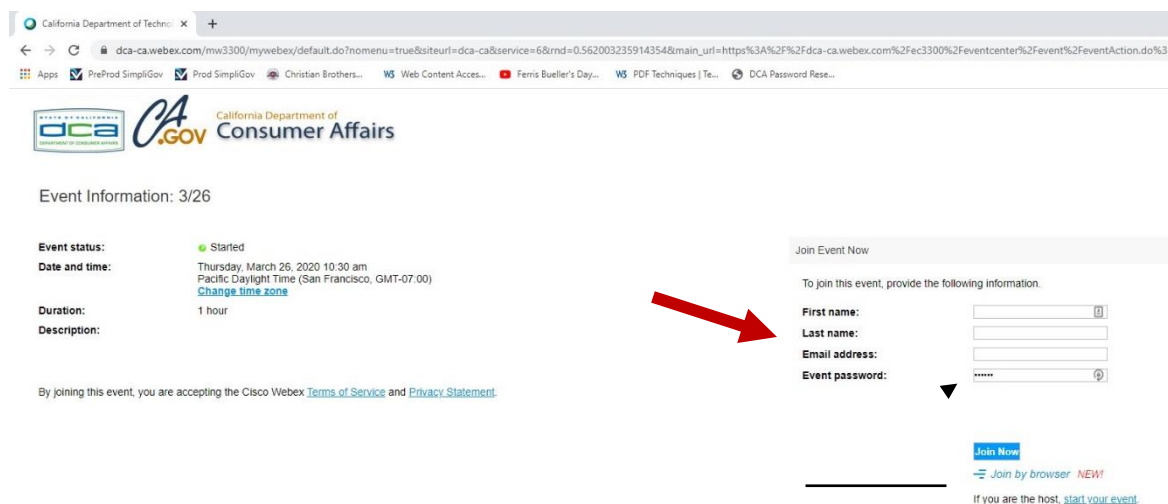
- First name:
- Last name:
- Email address:
- Event password:

At the bottom right, there is a "Join Now" button and a link: "Join by browser **NEW!**". Below this link is the text: "If you are the host, [start your event](#)."

2. The details of the event are presented on the left of the screen and the required information for you to complete is on the right.

*NOTE: If there is a potential that you will participate in this event during a Public Comment period, you must identify yourself in a manner that the event Host can then identify your line and unmute it so the event participants can hear your public comment. The 'First name', 'Last name' and 'Email address' fields do not need to reflect your identity. The department will use the name or moniker you provide here to identify your communication line should you participate during public comment.*

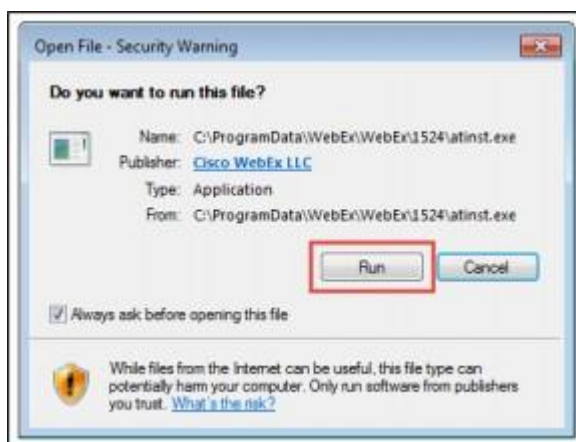
# HOW TO – Join – DCA WebEx Event



3. Click the 'Join Now' button.

*NOTE: The event password will be entered automatically. If you alter the password by accident, close the browser and click the event link provided again.*

4. If you do not have the WebEx applet installed for your browser, a new window may open, so make sure your pop-up blocker is disabled. You may see a window asking you to open or run new software. Click 'Run'.



Depending on your computer's settings, you may be blocked from running the necessary software. If this is the case, click 'Cancel' and return to the browser tab that looks like the window below. You can bypass the above process.

## Starting Webex...



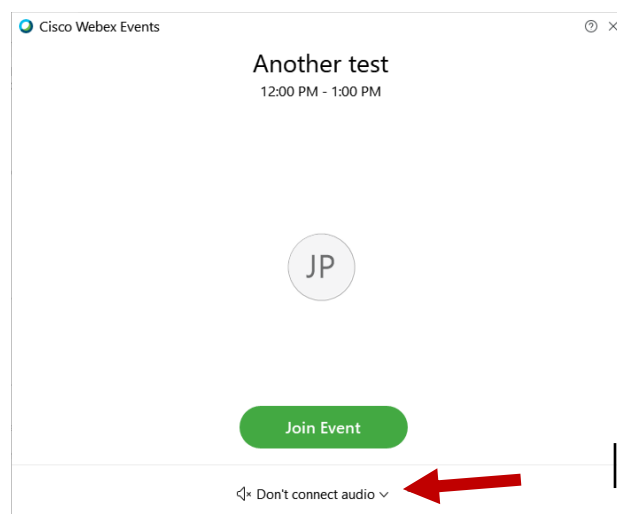
Still having trouble? [Run a temporary application](#) to join this meeting immediately.

5. To bypass step 4, click 'Run a temporary application'.
6. A dialog box will appear at the bottom of the page, click 'Run'.



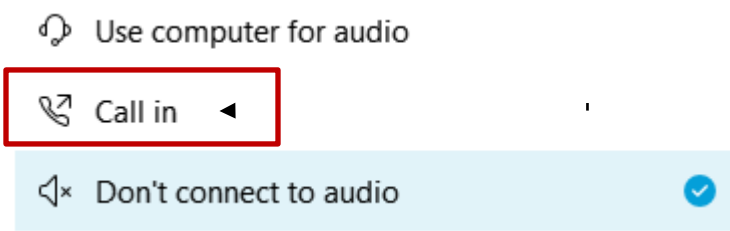
The temporary software will run, and the meeting window will open.

7. Click the audio menu below the green 'Join Event' button.

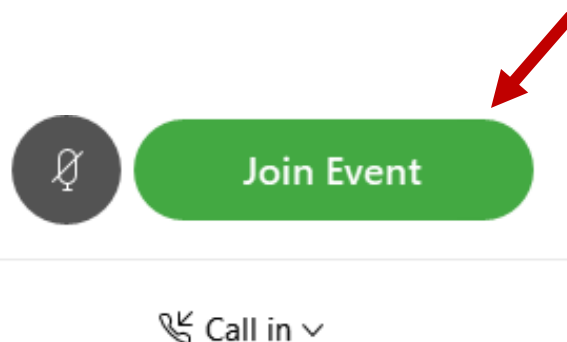


8. When the audio menu appears click 'Call in'.

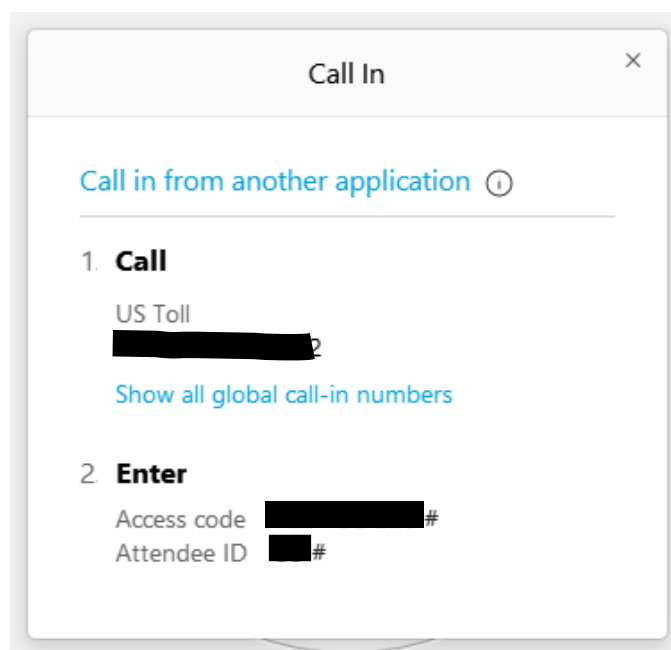
# HOW TO – Join – DCA WebEx Event



9. Click 'Join Event'. The audio conference call in information will be available after you join the Event.



10. Call into the audio conference with the details provided.

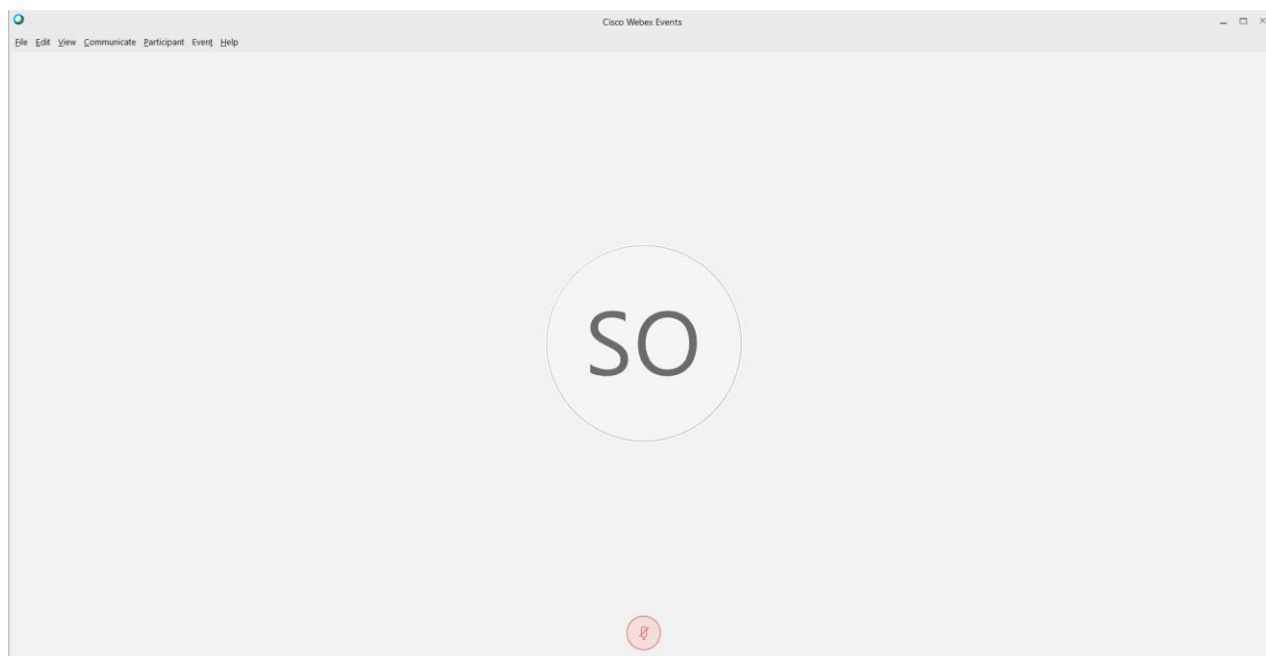


*NOTE: The audio conference is the preferred method. Using your computer's microphone and speakers is not recommended.*

# HOW TO – Join – DCA WebEx Event

Once you successfully call into the audio conference with the information provided, your screen will look like the screen below and you have joined the event.

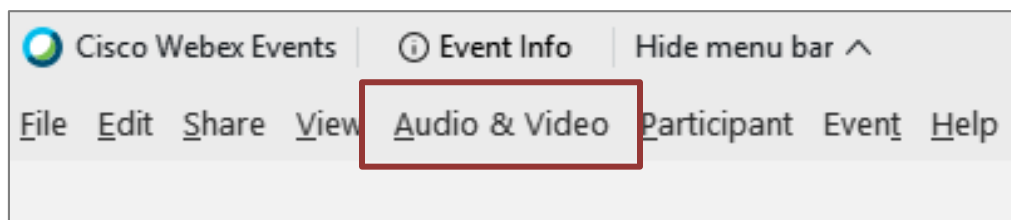
Congratulations!



*NOTE: Your audio line is muted and can only be unmuted by the event host.*

If you join the meeting using your computer's microphone and audio, or you didn't connect audio at all, you can still set that up while you are in the meeting.

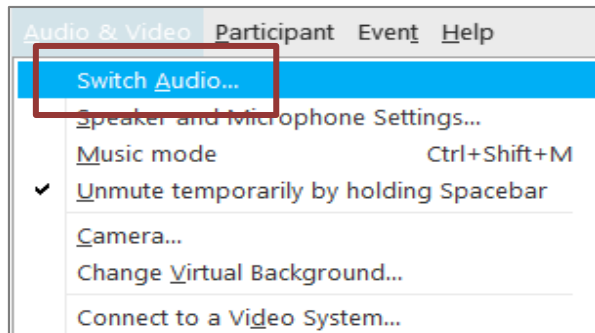
1. Select 'Audio & Video' from the menu bar at the top of your screen.



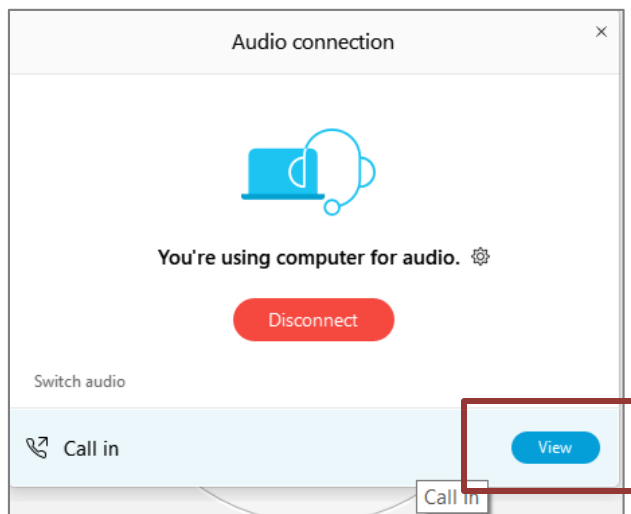


# HOW TO – Join – DCA WebEx Event

2. Select “Switch Audio” from the drop-down menu.



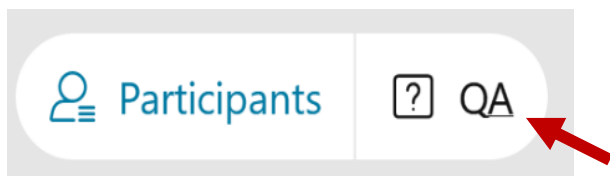
3. The 'Call In' information can be displayed by selecting 'View'



You will then be presented the dial in information for you to call in from any phone.

## Participating During a Public Comment Period

At certain times during the event, the facilitator may call for public comment. If you would like to make a public comment, click on the 'Q and A' button near the bottom, center of your WebEx session.



This will bring up the 'Q and A' chat box.

*NOTE: The 'Q and A' button will only be available when the event host opens it during a public comment period.*

To request time to speak during a public comment period, make sure the 'Ask' menu is set to 'All panelists' and type 'I would like to make a public comment'.

Ask:  ▼

Select a panelist in the Ask menu first and then type your question

Attendee lines will be unmuted in the order the requests were received, and you will be allowed to present public comment.

*NOTE: Your line will be muted at the end of the allotted public comment duration. You will be given a warning that your time is about to expire.*