



Board of Behavioral Sciences



1625 North Market Blvd., Suite S-200
Sacramento, CA 95834
(916) 574-7830
www.bbs.ca.gov

Gavin Newsom, Governor
State of California

Business, Consumer Services and Housing Agency
Department of Consumer Affairs

WORKFORCE DEVELOPMENT COMMITTEE Meeting Notice and Agenda

**October 11, 2024
1:00 p.m.**

Primary Physical Location:

Department of Consumer Affairs
Lou Galiano Hearing Room
1625 N. Market Blvd., #S-102
Sacramento, CA 95834

This teleconference meeting will be held in accordance with the provisions of Government Code section 11123.5. Board staff will be present at the primary physical meeting location above, and all Committee members will be participating virtually from remote locations.

The public may participate in-person or remotely. To participate in the WebEx Events meeting, please log on to the website below the day of the meeting.

FOR PARTICIPATION VIA WEBEX

Please see the instructions attached to observe and participate in the meeting using Webex.

Members of the public may, but are not obligated, to provide their names or personal information as a condition of observing or participating in the meeting. When signing into the Webex platform, participants may be asked for their name and email address. Participants who choose not to provide their names will be required to provide a unique identifier such as their initials or another alternative, so that the meeting moderator can identify individuals who wish to make public comment; participants who choose not to provide their email address may utilize a fictitious email address in the following sample format: XXXXX@mailinator.com.

For those who wish to participate or observe the meeting, please click the following link:
<https://dca-meetings.webex.com/dca-meetings/j.php?MTID=m4259987b3f7300f6c6b742126cef8b3f>

If joining using the link above

Webinar number: 2487 239 2041

Webinar password: BBS1011

If joining by phone

+1-415-655-0001 US Toll

Access code: 2487 239 2041

Passcode: 2271011

FOR OBSERVATION ONLY

View at <https://thedcapage.blog/webcasts/>. Using the livestream link will allow only for observation with closed captioning. Livestream availability cannot be guaranteed due to technical difficulties or resource limitations. The meeting will not be cancelled if livestream becomes unavailable.

IMPORTANT NOTICES TO THE PUBLIC

The time and order of agenda items are subject to change at the discretion of the Board chairperson.

Action may be taken on any item listed on the agenda.

Public comment on items of discussion will be taken during each item. Public comments will be limited to two minutes unless, in the discretion of the Board, circumstances require a shorter period. Members of the public will not be permitted to “yield” their allotted time to other members of the public to make comments.

The meeting is accessible to persons with disabilities. A person who needs a disability-related accommodation or modification to participate in the meeting may submit a request to the Board. Please submit the request at least five (5) business days before the meeting to ensure availability of the requested accommodation.

Contact: Christina Kitamura
christina.kitamura@dca.ca.gov
(916) 574-7927

AGENDA

1. Call to Order and Establishment of Quorum
2. Introductions*
3. Consent Calendar: Discussion and Possible Approval of August 9, 2024 Workforce Development Committee Meeting Minutes
4. Overview of the Purpose of the Workforce Development Committee
5. Discussion and Possible Recommendations Regarding Permitting Early Eligibility to Take the Clinical Examination and Other Potential Changes to the Licensing Process (Business and Professions Code (BPC) §§4980.35, 4980.397, 4980.398, 4980.399, 4980.40, 4980.41, 4980.43, 4980.43.2, 4980.50, 4980.54, 4984.01, 4984.7, 4984.72)
6. Discussion and Possible Recommendation Regarding Amendments to the Alcohol and Substance Abuse Coursework Requirements for all Board-Regulated Professions: (Business and Professions Code (BPC) §§ 29, 4980.36, 4980.37, 4980.41, 4996.2, 4996.18, 4999.32, 4999.33; Title 16, California Code of Regulations (CCR) §1807.3)
7. Discussion and Possible Recommendation Regarding the Workforce Development Action Plan
8. Suggestions for Future Agenda Items
9. Public Comment for Items not on the Agenda

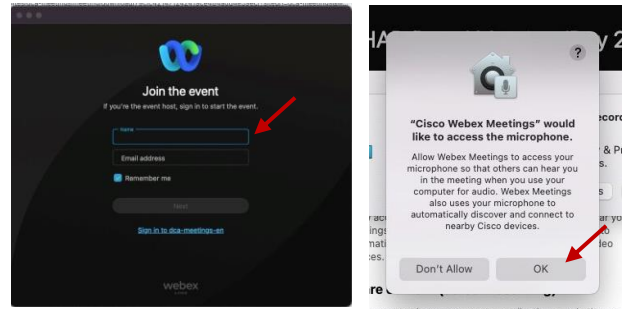
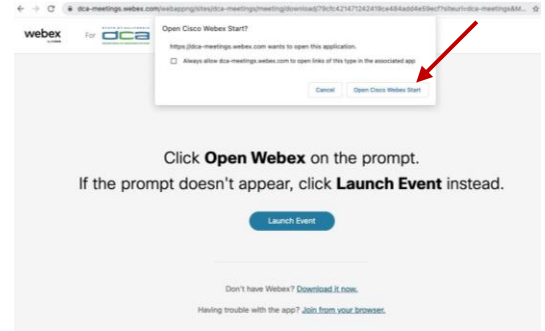
Note: The Board may not discuss or take action on any matter raised during this public comment section, except to decide whether to place the matter on the agenda of a future meeting. [Gov. Code §§ 11125, 1125.7(a)]
10. Adjournment

**Introductions are voluntary for members of the public.*

This agenda as well as Board meeting minutes can be found on the Board of Behavioral Sciences website at www.bbs.ca.gov.

If joining using the meeting link

- 1 Click on the meeting link. This can be found in the meeting notice you received.
- 2 If you have not previously used Webex on your device, your web browser may ask if you want to open Webex. Click "Open Cisco Webex Start" or "Open Webex", whichever option is presented. DO NOT click "Join from your browser", as you will not be able to participate during the meeting.
- 3 Enter your name and email address*. Click "Join as a guest". Accept any request for permission to use your microphone and/or camera.



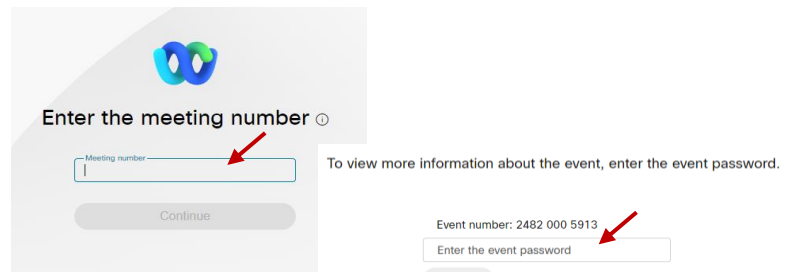
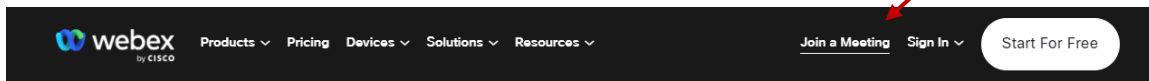


* Members of the public are not obligated to provide their name or personal information and may provide a unique identifier such as their initials or another alternative, and a fictitious email address like in the following sample format: XXXXX@mailinator.com.

OR

If joining from Webex.com

- 1 Click on "Join a Meeting" at the top of the Webex window.
- 2 Enter the meeting/event number and click "Continue". Enter the event password and click "OK". This can be found in the meeting notice you received.
- 3 The meeting information will be displayed. Click "Join Event".



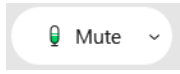
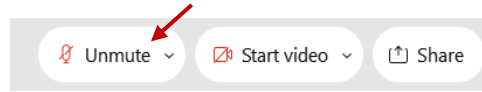
OR

Connect via telephone*:

You may also join the meeting by calling in using the phone number, access code, and passcode provided in the meeting notice.

Microphone

Microphone control (mute/unmute button) is located on the command row.



Green microphone = Unmuted: People in the meeting can hear you.



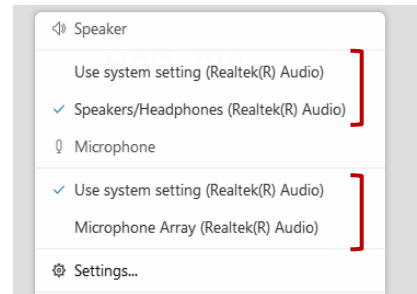
Red microphone = Muted: No one in the meeting can hear you.

Note: Only panelists can mute/unmute their own microphones. Attendees will remain muted unless the moderator enables their microphone at which time the attendee will be provided the ability to unmute their microphone by clicking on "Unmute Me".



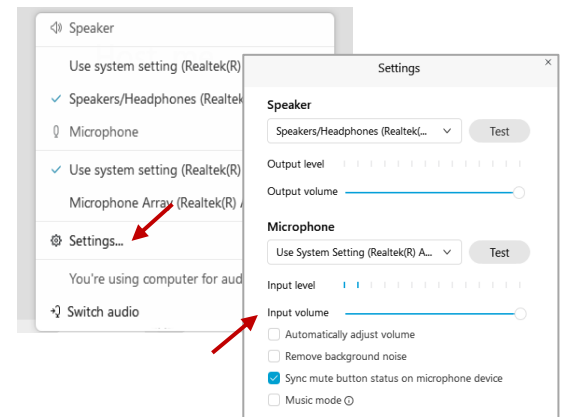
If you cannot hear or be heard

- 1 Click on the bottom facing arrow located on the Mute/Unmute button.
- 2 From the pop-up window, select a different:
 - Microphone option if participants can't hear you.
 - Speaker option if you can't hear participants.



If your microphone volume is too low or too high

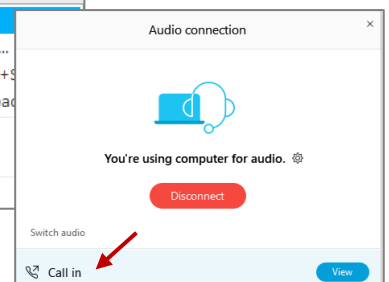
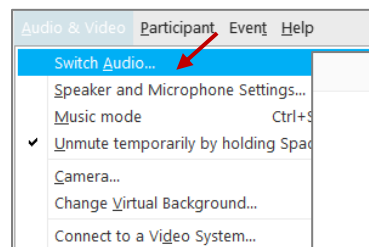
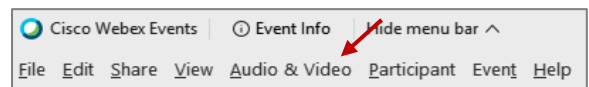
- 1 Locate the command row – click on the bottom facing arrow located on the Mute/Unmute button.
- 2 From the pop-up window:
 - Click on "Settings...":
 - Drag the "Input Volume" located under microphone settings to adjust your volume.



Audio Connectivity Issues

If you are connected by computer or tablet and you have audio issues or no microphone/speakers, you can link your phone through Webex. Your phone will then become your audio source during the meeting.

- 1 Click on "Audio & Video" from the menu bar.
- 2 Select "Switch Audio" from the drop-down menu.
- 3 Select the "Call In" option and following the directions.



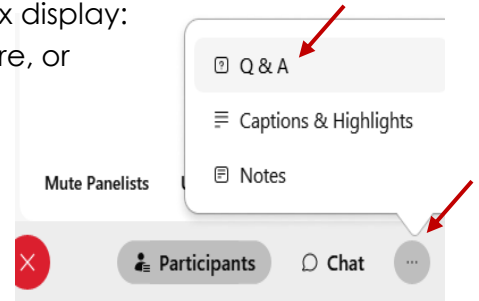

The question-and-answer (Q&A) and hand raise features are utilized for public comments.

NOTE: This feature is not accessible to those joining the meeting via telephone.

Q&A Feature

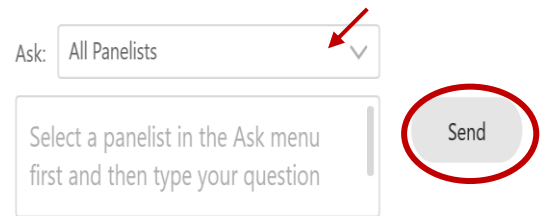
1 Access the Q&A panel at the bottom right of the Webex display:

- Click on the icon that looks like a “?” inside of a square, or
- Click on the 3 dots and select “Q&A”.



2 In the text box:

- Select “All Panelists” in the dropdown menu,
- Type your question/comment into the text box, and
- Click “Send”.



OR

Hand Raise Feature

- 1
- Hovering over your own name.
 - Clicking the hand icon that appears next to your name.
 - Repeat this process to lower your hand.

If connected via telephone:

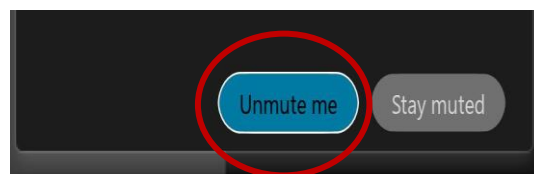
- Utilize the raise hand feature by pressing *3 to raise your hand.
- Repeat this process to lower your hand.

Unmuting Your Microphone



The moderator will call you by name and indicate a request has been sent to unmute your microphone. Upon hearing this prompt:

- Click the **Unmute me** button on the pop-up box that appears.

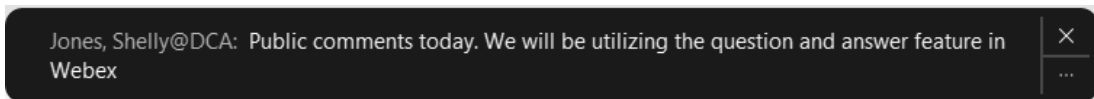


OR

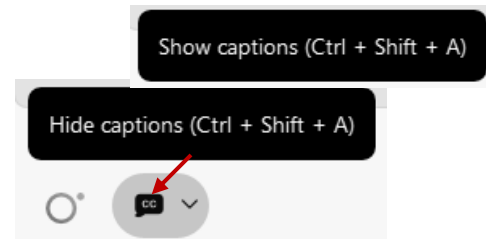
If connected via telephone:

- Press *3 to unmute your microphone.

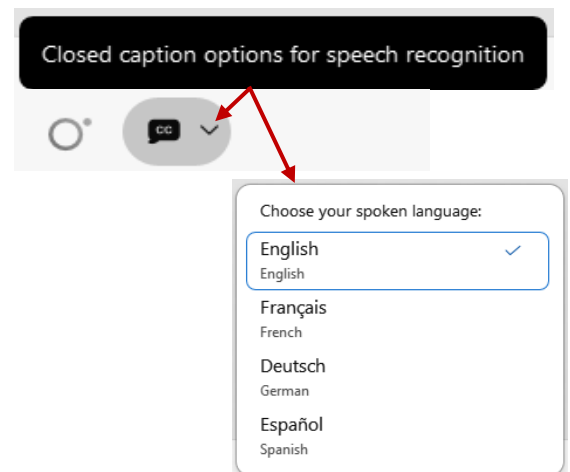
Webex provides real-time closed captioning displayed in a dialog box on your screen. The captioning box can be moved by clicking on the box and dragging it to another location on your screen.



The closed captioning can be hidden from view by clicking on the closed captioning icon. You can repeat this action to unhide the dialog box.



You can select the language to be displayed by clicking the drop-down arrow next to the closed captioning icon.



You can view the closed captioning dialog box with a light or dark background or change the font size by clicking the 3 dots on the right side of the dialog box.

