



Board of Behavioral Sciences



1625 North Market Blvd., Suite S-200
Sacramento, CA 95834
(916) 574-7830
www.bbs.ca.gov

Gavin Newsom, Governor
State of California

Business, Consumer Services and Housing Agency
Department of Consumer Affairs

OUTREACH & EDUCATION COMMITTEE Meeting Notice and Agenda

Monday, January 26, 2026
10:00 a.m. – Until Conclusion of Business

PRIMARY PHYSICAL LOCATION

Department of Consumer Affairs
Ruby Room
1747 N. Market Blvd., #182
Sacramento, CA 95834

MEMBERS OF THE COMMITTEE

Dr. Annette Walker, Ed.D., Chair
Dr. Nicholas Boyd, Ph.D., LPCC
Susan Freidman
John Sovec, LMFT

This teleconference meeting will be held in accordance with the provisions of Government Code section 11123.5. Board staff will be present at the primary physical meeting location above, and all Committee members will be participating virtually from remote locations.

The public may participate in-person or remotely. To participate in the WebEx Events meeting, please log on to the website below the day of the meeting.

FOR PARTICIPATION VIA WEBEX

Please see the instructions below to observe and participate in the meeting using Webex.

Members of the public may, but are not obligated, to provide their names or personal information as a condition of observing or participating in the meeting. When signing into the Webex platform, participants may be asked for their name and email address. Participants who choose not to provide their names will be required to provide a unique identifier such as their initials or another alternative, so that the meeting moderator can identify individuals who wish to make public comment; participants who choose not to provide their email address may utilize a fictitious email address in the following sample format: XXXXX@mailinator.com.

For those who wish to participate or observe the meeting, please click the following link:
[BBS Outreach & Education Committee 1.26.2026](#)

If joining using the link above

Webinar number: 2487 972 9177

Webinar password: BBS126

If joining by phone

+1-415-655-0001 US Toll

Access code: 2487 972 9177

Passcode: 227126

IMPORTANT NOTICES TO THE PUBLIC

The time and order of agenda items are subject to change at the discretion of the Committee chairperson.

Action may be taken on any item listed on the agenda.

Public comment on items of discussion will be taken during each item. The public is requested to keep their comments brief and on-topic. In the event there are a large number of comments on a given topic, the Chair may limit the amount of time for each comment. Public comments will be limited to three minutes unless, in the discretion of the Board, circumstances require a shorter period. Members of the public will not be permitted to “yield” their allotted time to other members of the public to make comments.

The meeting is accessible to persons with disabilities. A person who has questions or needs a disability-related accommodation or modification to participate in the meeting may submit a request to the Board. Please submit the request at least five (5) business days before the meeting to ensure availability of the requested accommodation.

Board Contact: Christina Kitamura
christina.kitamura@dca.ca.gov
(916) 574-7927

1625 N. Market Blvd., #S-200
Sacramento, CA 95757

Questions about the meeting may be directed to the Board Contact listed above.

AGENDA

1. Call to Order and Establishment of Quorum
2. Introductions*
3. Consent Calendar: Discussion and Possible Action for Approval of September 12, 2025, Outreach and Education Committee Minutes
4. Update on Outreach and Education Goals Status
5. Discussion and Possible Recommendation on Social Media Events
6. Discussion and Possible Recommendation on Newsletter
7. Suggestions for Future Agenda Items
8. Public Comment for Items not on the Agenda

Note: The Board may not discuss or take action on any matter raised during this public comment section, except to decide whether to place the matter on the agenda of a future meeting. [Gov. Code §§ 11125, 1125.7(a)]

9. Adjournment

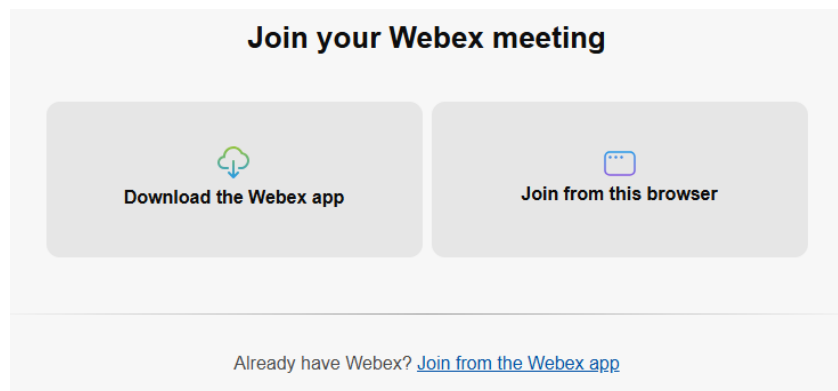
**Introductions are voluntary for members of the public.*

This agenda as well as Board meeting minutes can be found on the Board of Behavioral Sciences website at www.bbs.ca.gov.

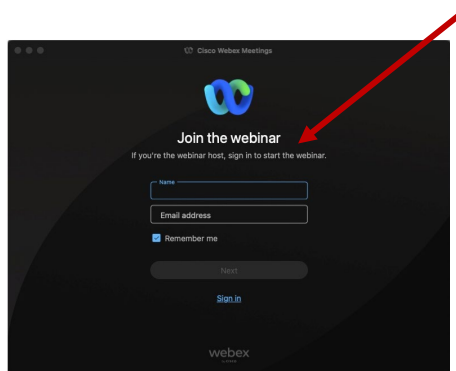
Recommended: Join using the meeting link.

- 1 Click on the meeting link. This can be found in the meeting notice you received and is on the meeting agenda.
- 2 If you already have Webex on your device, click the bottom instruction, "Join from the Webex app."

If you have **not** previously used Webex on your device, your web browser will offer "Download the Webex app." Follow the download link and follow the instructions to install Webex.



- 3 Enter your name and email address*. Click "Next."
Accept any request for permission to use your microphone and/or camera.



*Members of the public are not obligated to provide their name or personal information and may provide a unique identifier such as their initials or another alternative as well as a fictitious email address like in the following sample format: XXXXX@mailinator.com.

Alternative 1. Join from Webex.com

- 1 Click on “Join a Meeting” at the top of the Webex window.



- 2 Enter the meeting/event number and click “Continue.” Enter the event password and click “OK.” This can be found in the meeting notice you received or on the meeting agenda.

A screenshot of the 'Enter the meeting number' form. It features the Webex logo at the top, followed by the text 'Enter the meeting number'. Below this is a text input field labeled 'Meeting number' which is highlighted with a red rectangular box. At the bottom of the form is a 'Continue' button, with a red arrow pointing to it.

To view more information about the event, enter the event password.

A screenshot of the 'Enter the event password' form. It shows the text 'Event number: 2482 000 5913' at the top. Below this is a text input field labeled 'Enter the event password' which is highlighted with a red rectangular box. At the bottom of the form is an 'OK' button, with a red arrow pointing to it.

- 3 The meeting information will be displayed. Click “Join Event.”

< Back to List

Meeting Name

Jones, Shelly@DCA | 9:45 AM - 9:55 AM | Thursday, Oct 14 2021 |
(UTC-07:00) Pacific Time (US & Canada)



Join Event

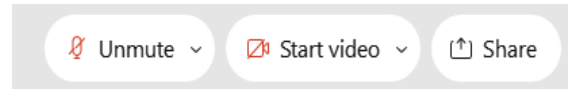
OR

Alternative 2. Connect via Telephone



You may also join the meeting by calling in using the phone number, access code, and passcode provided in the meeting notice or on the agenda.

Microphone control (mute/unmute button) is located at the bottom of your Webex window.



Green microphone = Unmuted: People in the meeting can hear you.



Red microphone = Muted: No one in the meeting can hear you.

Note: Only panelists can mute/unmute their own microphones. Attendees will remain muted unless the moderator invites them to unmute their microphone. Only panelists will be offered starting their video camera.

Attendees/Members of the Public

Joined via Meeting Link

The moderator will call you by name and indicate a request has been sent to unmute your microphone. Upon hearing this prompt:

Click the Unmute me button on the pop-up box that appears.



Joined via Telephone (Call-in User)



- When you are asked to unmute yourself, press *6.
- When you are finished speaking, press *6 to mute yourself again.

If you cannot hear or be heard

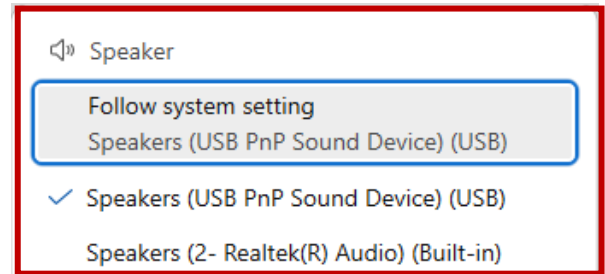
1 Click on the bottom facing arrow located on the Mute/Unmute button at the bottom of the Webex window.



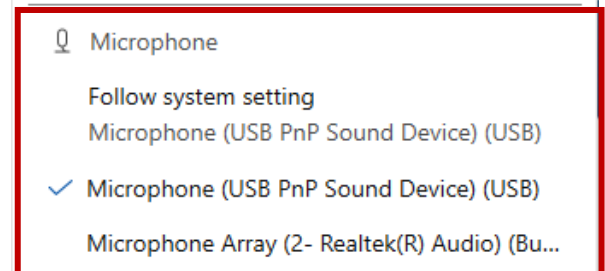
2 From the drop-down menu, select different:

- A. Speaker options if **you can't hear** participants.
- B. Microphone options if **participants can't hear you**.
- C. Audio settings will offer testing of your devices, and let you choose a different device.

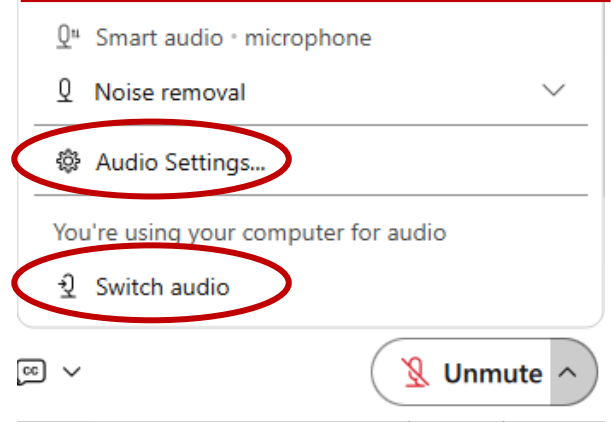
A



B

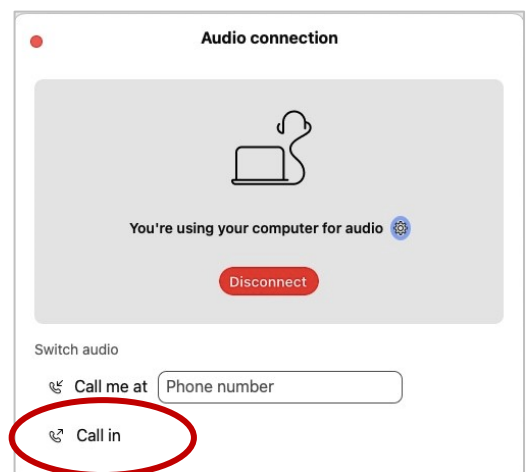


C



3 To link your phone to your Webex session, enabling your phone to become your microphone and speaker source:

- Click on "Switch audio".
- Select "Call in", which will show the phone number to call and the meeting login information.



Joined via Meeting Link


- Locate the hand icon at the bottom of the Webex window.
- Click the hand icon to raise your hand.
- Repeat this process to lower your hand.



The moderator will call you by name and indicate a request has been sent to unmute your microphone.

Upon hearing this prompt:

Click the Unmute me button on the pop-up box that appears.





Joined via Telephone (Call-in User)

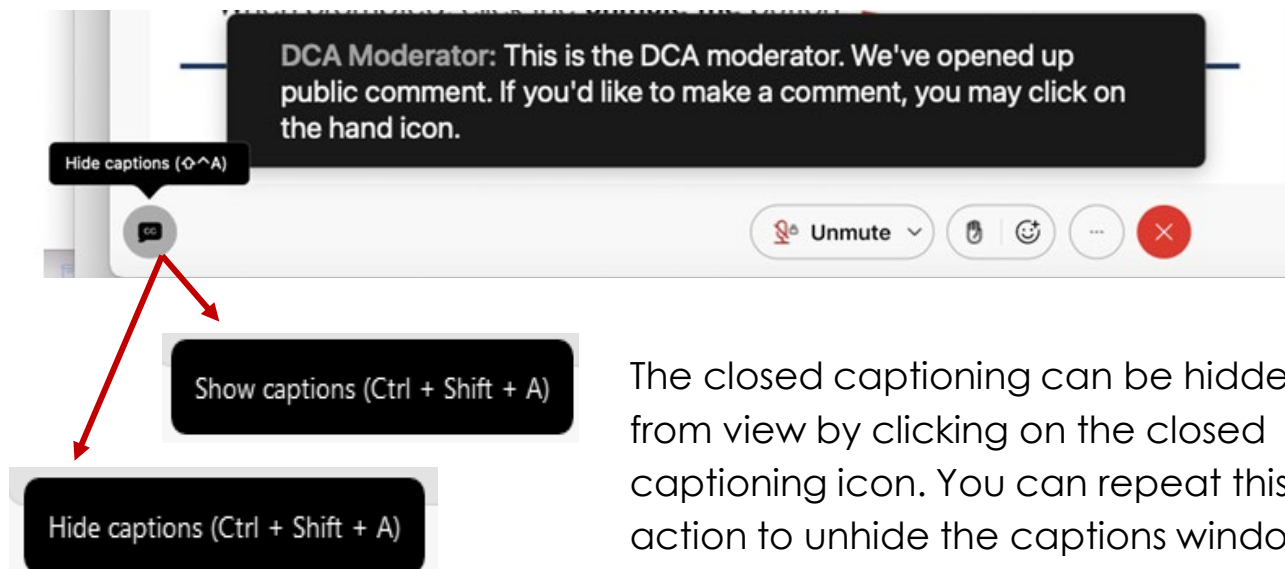


Press *3 to raise or lower your hand.

- When you are asked to unmute yourself, press *6.
- When you are finished speaking, press *6 to mute yourself again.



Webex provides real-time closed captioning displayed in a dialog box in your Webex window. The captioning box can be moved by clicking on the box and dragging it to another location on your screen.



You can view the closed captioning dialog box with a light or dark background or change the font size by clicking the 3 dots on the right side of the dialog box.

