



Board of Behavioral Sciences



1625 North Market Blvd., Suite S-200
Sacramento, CA 95834
(916) 574-7830
www.bbs.ca.gov

Gavin Newsom, Governor
State of California

Business, Consumer Services and Housing Agency
Department of Consumer Affairs

BOARD MEETING NOTICE AND AGENDA

Thursday, February 19, 2026
8:30 a.m. - Until Conclusion of Business

Friday, February 20, 2026
8:30 a.m. - Until Conclusion of Business

MEETING LOCATION

Department of Consumer Affairs
Lou Galiano Hearing Room
1625 N. Market Blvd., #S-102
Sacramento, CA 95834

BOARD MEMBERS

Wendy Strack, Chair, Public Member
Nicholas Boyd, Ph.D., LPCC, Vice Chair
Lorez Bailey, Public Member
Susan Friedman, Public Member
Justin Huft, LMFT
Christopher Jones, LEP

Kelly Ranasinghe, Public Member
John Sovec, LMFT
Rebecca Thiess, Public Member
Eleanor Uribe, LCSW
Annette Walker, Ed.D., Public Member

The Board of Behavioral Sciences will meet in-person in accordance with Government Code section 1112.23 at the above noted dates, times, and physical location with the physical location available for members of the Board and the public to physically attend and participate in the meeting.

Members of the public may also participate from a remote location by joining the meeting via WEBEX:

FOR PARTICIPATION VIA WEBEX

Please see the instructions attached to observe and participate in the meeting using WebEx.

Members of the public may, but are not obligated to, provide their names or personal information as a condition of observing or participating in the meeting. When signing into the WebEx platform, participants may be asked for their name and email address.

Participants who choose not to provide their names will be required to provide a unique identifier such as their initials or another alternative, so that the meeting moderator can identify individuals who wish to make public comment; participants who choose not to provide their email address may utilize a fictitious email address in the following sample format: XXXXXX@mailinator.com.

February 19, 2026: [Click here to join the meeting.](#)

If joining by using the link above
Webinar number: 2493 674 2574
Webinar password: BBS219

If joining by phone
+1-415-655-0001 US Toll
Access code: 2493 674 2574
Passcode: 227219

February 20, 2026: [Click here to join the meeting.](#)

If joining by using the link above
Webinar number: 2498 642 9136
Webinar password: BBS220

If joining by phone
+1-415-655-0001 US Toll
Access code: 22498 642 9136
Passcode: 227220

FOR OBSERVATION ONLY

View at <https://thedcapage.blog/webcasts/>. Using the livestream link will allow only for observation with closed captioning. Livestream availability cannot be guaranteed due to technical difficulties or resource limitations. The meeting will not be cancelled if livestream becomes unavailable.

IMPORTANT NOTICES TO THE PUBLIC

The time and order of agenda items are subject to change at the discretion of the Board Chairperson.

Action may be taken on any item listed on the agenda.

Public comments on items of discussion will be taken during each item. Public comments will be limited to two minutes. Members of the public will not be permitted to “yield” their allotted time to other members of the public to make comments.

The meeting is accessible to persons with disabilities. A person who needs a disability-related accommodation or modification to participate in the meeting may submit a

request to the Board. Please submit the request at least five (5) business days before the meeting to ensure availability of the requested accommodation.

Board Contact: Christina Kitamura
christina.kitamura@dca.ca.gov
(916) 574-7927
1625 North Market Blvd., Suite S-200
Sacramento, CA 95834

For further information about the meeting, please contact the Board Contact listed above.

AGENDA
Thursday, February 19, 2026
8:30 a.m.

Discussion and action may be taken on any item on this Agenda

OPEN SESSION

1. Call to Order and Establishment of Quorum
2. Suggestions for Future Agenda Items
3. Public Comment for Items Not on the Agenda

Note: The Board may not discuss or take action on any matter raised during this public comment section, except to decide whether to place the matter on the agenda of a future meeting. [Gov. Code §§11125, 1125.7(a)]

4. Jacqueline Susan Cooper, LMFT 150556, Petition for Early Termination of Probation

CLOSED SESSION

5. Pursuant to Section 11126(c)(3) of the Government Code, the Board will Meet in Closed Session for Discussion and to Take Action on Disciplinary Matters, Including the Above Petition(s).

OPEN SESSION

6. Strategic Planning Session for the Board's 2026-2030 Strategic Plan
7. Recess Until 8:30 a.m., Friday, February 20, 2026

AGENDA
Friday, February 20, 2026
8:30 a.m.

OPEN SESSION

8. Call to Order and Establishment of Quorum
9. Introductions*
10. Consent Calendar: Possible Approval of the November 20-21, 2025, Board Meeting Minutes
11. Board Chair Report
 - a. Board Member Attendance
 - b. Future Board Meetings
 - c. Staff Recognitions
12. Budget Update
13. Personnel Update
14. Licensing Update
15. Examination Update
16. Enforcement Update
17. Outreach and Education Update
18. Administration Update
19. Workforce Development Committee Update
20. Outreach & Education Committee Update
21. Department of Consumer Affairs (DCA) Report Which May Include Updates on DCA's Administrative Services, Human Resources, Enforcement, Information Technology, Communications and Outreach, and Legislative, Regulatory, or Policy Matters
22. Update on the Association of Marital and Family Therapy Boards' Marital and Family Therapy National Examination Transition Efforts

23. Discussion and Possible Action to Reconsider Previously Approved Text, and to Consider Initiation of Rulemaking to Accept the Association of Marital and Family Therapy National Exam for Licensure as a Marriage and Family Therapist (Title 16, California Code of Regulations (16 CCR) CCR §§ 1816.2 and 1829.1)
24. Discussion and Possible Action Regarding Possible Statutory Amendments to the Required Notice to Consumer Requirements (Business and Professions Code (BPC) §§4980.32, 4989.17, 4996.75, 4999.71, and add BPC §§4980.33, 4989.17.1, 4996.76, and 4999.71.1)
25. Discussion and Consideration of:
 - a. Comments Received on Text During the 45-Day Public Comment Period and Proposed Responses Thereto for the Board's Rulemaking to Amend 16 CCR Sections 1822.51, 1829.2, 1877.2, 1887, 1887.1, 1887.2, 1887.3, 1887.4.2, 1887.4.3, and 1887.12 (Continuing Education; Exams; Renewals Regulations)
 - b. Adoption of Amendments to 16 CCR Sections 1822.51, 1829.2, 1877.2, 1887, 1887.1, 1887.2, 1887.3, 1887.4.2, 1887.4.3, and 1887.12 (Continuing Education; Exams; Renewals Regulations)
26. Update on Board-Sponsored and Board-Monitored Legislation:
 - a. Technical and/or Non substantive Amendments
 - b. AB 1598 (Quirk-Silva) Statutory Amendments to Restructure the Licensure Pathways
27. Update on Board Rulemaking Proposals
28. Suggestions for Future Agenda Items
29. Public Comment for Items Not on the Agenda

Note: The Board may not discuss or take action on any matter raised during this public comment section, except to decide whether to place the matter on the agenda of a future meeting. [Gov. Code §§ 11125, 1125.7(a)]

30. Adjournment
-

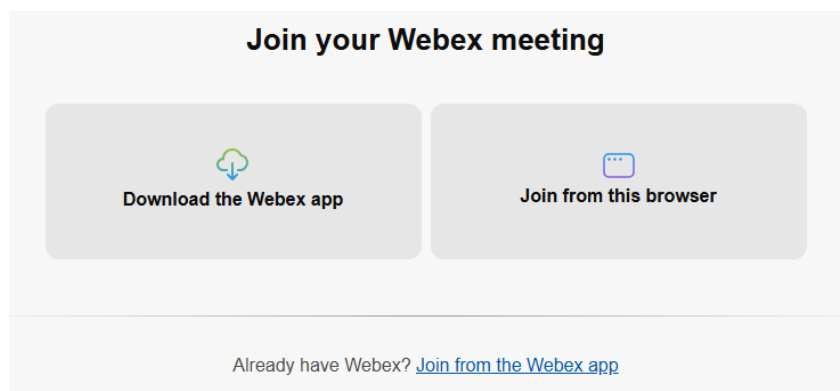
**Introductions are voluntary for members of the public.*

This agenda as well as Board meeting minutes can be found on the Board of Behavioral Sciences website at www.bbs.ca.gov.

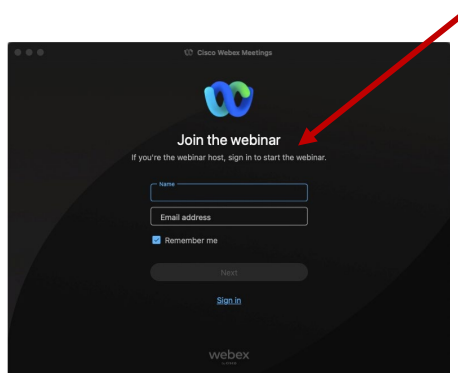
Recommended: Join using the meeting link.

- 1 Click on the meeting link. This can be found in the meeting notice you received and is on the meeting agenda.
- 2 If you already have Webex on your device, click the bottom instruction, "Join from the Webex app."

If you have **not** previously used Webex on your device, your web browser will offer "Download the Webex app." Follow the download link and follow the instructions to install Webex.



- 3 Enter your name and email address*. Click "Next."
Accept any request for permission to use your microphone and/or camera.



*Members of the public are not obligated to provide their name or personal information and may provide a unique identifier such as their initials or another alternative as well as a fictitious email address like in the following sample format: XXXXX@mailinator.com.

Alternative 1. Join from Webex.com

- 1 Click on “Join a Meeting” at the top of the Webex window.



- 2 Enter the meeting/event number and click “Continue.” Enter the event password and click “OK.” This can be found in the meeting notice you received or on the meeting agenda.

A screenshot of the 'Enter the meeting number' form. It features the Webex logo at the top, followed by the text 'Enter the meeting number' with a help icon. Below this is a text input field labeled 'Meeting number' which is highlighted with a red rectangular box. At the bottom of the form is a 'Continue' button, with a red arrow pointing to it.

To view more information about the event, enter the event password.

A screenshot of the 'Enter the event password' form. It shows the text 'Event number: 2482 000 5913' above a text input field labeled 'Enter the event password', which is highlighted with a red rectangular box. Below the input field is an 'OK' button, with a red arrow pointing to it.

- 3 The meeting information will be displayed. Click “Join Event.”

< Back to List

Meeting Name

Jones, Shelly@DCA | 9:45 AM - 9:55 AM | Thursday, Oct 14 2021 |
(UTC-07:00) Pacific Time (US & Canada)



Join Event



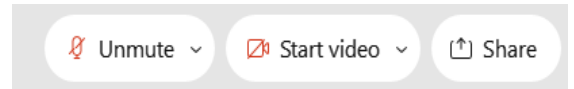
OR

Alternative 2. Connect via Telephone



You may also join the meeting by calling in using the phone number, access code, and passcode provided in the meeting notice or on the agenda.

Microphone control (mute/unmute button) is located at the bottom of your Webex window.



Green microphone = Unmuted: People in the meeting can hear you.



Red microphone = Muted: No one in the meeting can hear you.

Note: Only panelists can mute/unmute their own microphones. Attendees will remain muted unless the moderator invites them to unmute their microphone. Only panelists will be offered starting their video camera.

Attendees/Members of the Public

Joined via Meeting Link

The moderator will call you by name and indicate a request has been sent to unmute your microphone. Upon hearing this prompt:

Click the Unmute me button on the pop-up box that appears.



Joined via Telephone (Call-in User)



- When you are asked to unmute yourself, press *6.
- When you are finished speaking, press *6 to mute yourself again.

If you cannot hear or be heard

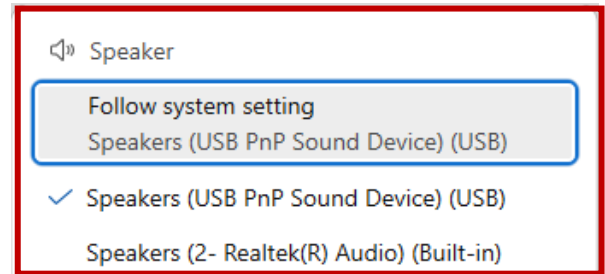
1 Click on the bottom facing arrow located on the Mute/Unmute button at the bottom of the Webex window.



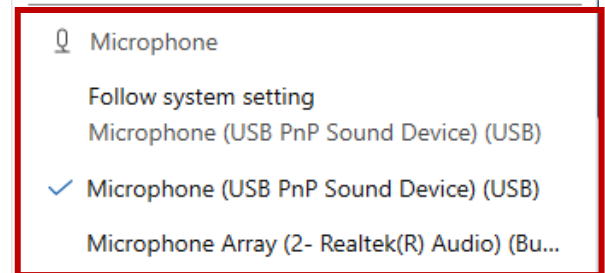
2 From the drop-down menu, select different:

- A. Speaker options if **you can't hear** participants.
- B. Microphone options if **participants can't hear you**.
- C. Audio settings will offer testing of your devices, and let you choose a different device.

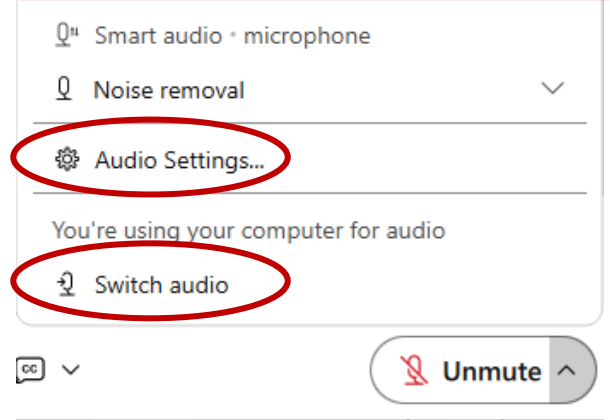
A



B

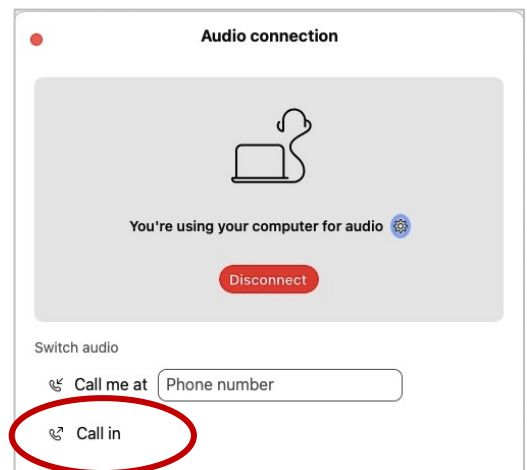


C



3 To link your phone to your Webex session, enabling your phone to become your microphone and speaker source:

- Click on "Switch audio".
- Select "Call in", which will show the phone number to call and the meeting login information.



Joined via Meeting Link

- Locate the hand icon at the bottom of the Webex window.
- Click the hand icon to raise your hand.
- Repeat this process to lower your hand.



The moderator will call you by name and indicate a request has been sent to unmute your microphone.

Upon hearing this prompt:

Click the Unmute me button on the pop-up box that appears.





Joined via Telephone (Call-in User)

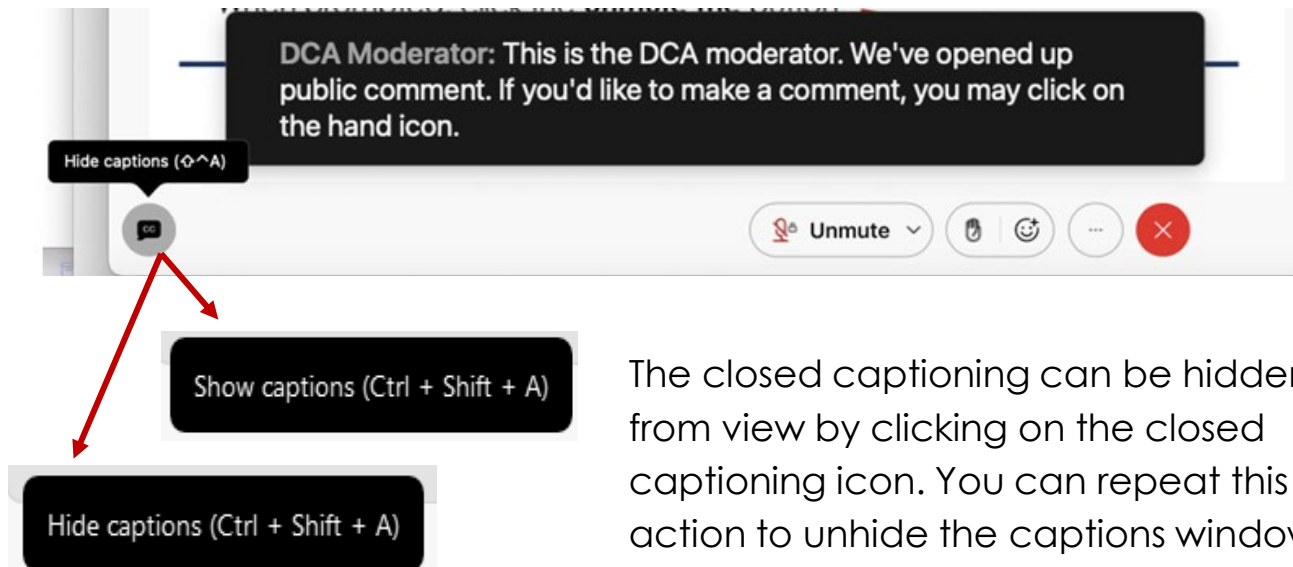


Press *3 to raise or lower your hand.

- When you are asked to unmute yourself, press *6.
- When you are finished speaking, press *6 to mute yourself again.



Webex provides real-time closed captioning displayed in a dialog box in your Webex window. The captioning box can be moved by clicking on the box and dragging it to another location on your screen.



You can view the closed captioning dialog box with a light or dark background or change the font size by clicking the 3 dots on the right side of the dialog box.

